



MULTNOMAH COUNTY OREGON

DEPARTMENT OF COMMUNITY SERVICES
TIM SCOTT, DIRECTOR OF ELECTIONS
 1040 SE MORRISON ST
 PORTLAND, OREGON 97214
 (503) 988-3720 Phone
 (503) 988-3719 Fax
 Web site: www.mcelections.org

BOARD OF COUNTY COMMISSIONERS
 TED WHEELER • CHAIR OF THE BOARD
 MARIA ROJO de STEFFEY • DISTRICT 1 COMMISSIONER
 JEFF COGEN • DISTRICT 2 COMMISSIONER
 LISA NAITO • DISTRICT 3 COMMISSIONER
 LONNIE ROBERTS • DISTRICT 4 COMMISSIONER

MULTNOMAH COUNTY ELECTIONS FAX COVER SHEET

TO: Andrew Carlstrom City of Portland		FROM: Eric Sample Multnomah Co. Elections	
FAX NUMBER: 503-823-4571			
DATE: 6/9/08	TIME: 2:34 PM	503-988-3720 (phone) 503-988-3719 (fax)	
PAGES SENT (INCLUDING COVER SHEET):			

REGARDING:

Abstract of Votes for May 20, 2008 Election. Hard copies to follow in the mail.

RECEIVED

2008 JUN - 9 P 3: 24

GARY BLACKMER, AUDITOR
 CITY OF PORTLAND, OR

BY _____



MULTNOMAH COUNTY OREGON

DEPARTMENT OF COMMUNITY SERVICES
TIM SCOTT, DIRECTOR OF ELECTIONS
1040 SE MORRISON ST
PORTLAND, OREGON 97214
(503) 988-3720 Phone
(503) 988-3719 Fax
Web site: www.mcelections.org

BOARD OF COUNTY COMMISSIONERS
TED WHEELER • CHAIR OF THE BOARD
MARIA ROJO de STEFFEY • DISTRICT 1 COMMISSIONER
JEFF COGEN • DISTRICT 2 COMMISSIONER
LISA NAITO • DISTRICT 3 COMMISSIONER
LONNIE ROBERTS • DISTRICT 4 COMMISSIONER

MEMORANDUM

Date: 6/9/2008 1:53:37 PM
To: Andrew Carlstrom, City of Portland
From: Eric Sample, Multnomah County Elections
Subject: Certification of May 20, 2008 Primary Election

Enclosed are the certified abstracts for the May 20, 2008 Primary Election. Hard copies to follow in the mail.

Please contact me if you have questions.

RECEIVED

2008 JUN -9 P 3:24

GARY BLACKMER, AUDITOR
CITY OF PORTLAND, OR

BY _____

NUMBERED KEY CANVASS

2008 Primary Election
Multnomah County Oregon
May 20, 2008

FINAL OFFICIAL RESULTS

RUN DATE:06/09/08 12:29 PM

RECEIVED

REPORT-EL52

PAGE 0156

Mayor CITY OF PORTLAND

VOTES PERCENT

2008 JUN -9 P 3:25

VOTES PERCENT

Vote For 1

- 01 = Lew Humble
- 02 = Kyle Burris
- 03 = David (The Ack) Ackerman
- 04 = Sam Adams
- 05 = Patricia Stuart
- 06 = Bob Leonard Forthan
- 07 = Steven Entwisle
- 08 = Sho Dozono

546 .30
421 .23
1,560 .85
108,006 58.67
4,808 2.61
185 .10
308 .17
61,264 33.28

- 09 = Christopher Rich
- 10 = Craig GARY BLACKMER, AUDITOR
- 11 = Beryl Sylvania McNair
- 12 = Jeff Taylor
- 13 = James Bernard Lee
- 14 = WRITE-IN
- 15 = OVER VOTES
- 16 = UNDER VOTES

936 .51
306 .17
567 .31
3,009 1.63
1,545 .84
623 .34
605
15,493

	01	02	03	04	05	06	07	08	09	10	11	12	13	14	15	16
1002	0	1	8	349	11	0	1	171	1	0	1	9	5	2	1	43
1013	2	3	12	2161	35	0	2	804	7	2	1	8	16	11	7	226
1025	5	3	17	1611	68	0	3	409	14	5	1	16	14	5	11	259
1045	0	0	1	104	0	0	0	80	1	0	0	5	1	0	1	10
1053	5	5	15	1776	60	1	4	601	16	5	4	17	28	14	8	284
1103	8	5	11	1345	71	0	11	562	12	2	15	18	23	14	11	211
1156	1	1	9	1309	22	0	2	765	6	0	1	5	12	7	6	196
1170	0	0	12	1556	21	1	1	1092	6	1	5	19	22	6	6	224
1183	2	1	12	1069	34	1	1	597	3	0	0	11	10	6	3	164
1205	2	3	16	1513	55	0	5	882	15	2	2	23	19	11	10	203
1211	0	1	7	841	19	0	2	481	6	0	2	12	3	10	5	103
1213	2	5	13	1165	29	0	4	732	7	3	2	13	16	11	6	233
1222	4	2	17	1573	49	0	3	1020	11	6	8	35	19	5	2	228
1224	2	2	6	1361	28	2	3	851	6	2	2	25	19	2	5	177
1226	3	2	10	818	11	1	0	655	2	1	4	8	8	5	6	112
1230	5	6	22	1513	39	0	9	1022	16	2	3	27	19	8	3	251
1238	4	4	14	724	28	1	4	618	6	2	3	33	19	2	5	131
1240	0	1	8	637	9	0	2	451	3	1	1	8	11	2	3	94
1245	8	3	19	1770	62	0	3	1109	8	0	1	51	24	7	8	273
1315	7	6	17	1508	65	1	7	657	17	6	5	7	14	13	5	224
1321	0	1	8	934	26	0	1	659	5	2	3	16	19	4	0	178
2002	12	3	35	1230	87	4	6	699	16	3	8	42	20	5	10	184
2026	14	9	27	1364	109	5	14	884	11	4	20	42	28	18	10	198
2029	23	4	28	1327	66	2	4	739	8	1	14	36	22	5	6	190
2077	9	5	24	1374	73	3	7	798	16	7	3	41	31	14	5	191
2086	12	9	21	1523	84	1	8	754	12	9	32	15	9	9	9	189
2099	10	13	17	1381	92	5	3	550	12	4	20	18	5	13	10	183
2100	11	5	21	1661	75	3	1	904	15	4	13	25	17	7	6	186
2114	4	4	20	1661	61	0	4	621	13	2	4	38	13	14	7	162
2143	9	4	23	682	56	3	3	643	13	7	10	35	17	2	8	129
3000	5	11	19	1018	41	3	8	728	9	4	3	28	21	5	6	141
3002	9	3	11	1380	57	2	3	825	14	4	6	31	21	7	11	174
3004	8	5	18	1135	114	2	2	532	7	8	36	30	15	5	8	191
3008	6	9	19	1748	110	4	4	896	12	5	32	35	24	6	10	241
3058	5	5	18	1829	86	1	4	635	6	3	15	24	18	5	15	226
3097	6	5	19	1866	88	4	2	641	11	4	25	14	16	12	10	283
3113	6	4	9	1752	35	0	1	845	5	1	4	27	6	4	5	167
3128	3	4	13	1928	32	1	6	833	6	3	4	16	9	11	12	180
3144	2	3	13	1512	20	0	0	700	6	0	1	12	12	10	6	126
3151	9	5	15	1568	96	2	0	532	15	5	15	16	18	8	10	228
3177	5	4	16	1648	36	1	4	818	8	1	5	43	17	10	12	181
3185	4	4	7	685	45	3	3	581	9	5	5	62	13	4	5	146
3193	4	4	16	1829	55	2	3	752	11	4	5	35	17	6	9	184
3240	8	5	20	1580	77	1	4	829	19	4	7	50	26	8	6	196
3248	1	5	18	1187	51	1	2	522	13	3	2	20	16	6	3	167
3253	7	5	16	1870	72	3	3	662	5	3	12	12	19	13	11	218
3259	5	1	6	1906	46	0	1	634	9	1	4	19	10	6	7	168
3274	1	5	22	1704	42	0	1	412	14	0	2	15	10	5	3	169
3290	2	0	14	1553	23	1	1	904	9	4	1	9	21	7	8	150

NUMBERED KEY CANVASS

2008 Primary Election
Multnomah County Oregon
May 20, 2008

FINAL OFFICIAL RESULTS

RECEIVED

REPORT-EL52

PAGE 0157

RUN DATE:06/09/08 12:29 PM

VOTES PERCENT

2008 JUN -9 P 3: 26

VOTES PERCENT

Mayor CITY OF PORTLAND

Vote For 1

01 = Lew Humble	546	.30
02 = Kyle Burris	421	.23
03 = David (The Ack) Ackerman	1,560	.85
04 = Sam Adams	108,006	58.67
05 = Patricia Stuart	4,808	2.61
06 = Bob Leonard Forthan	185	.10
07 = Steven Ertwisle	308	.17
08 = Sho Dozono	61,264	33.28

09 = Christopher Blackmer, AUDITOR	936	.51
10 = Craig Jeffrey of PORTLAND, OR	306	.17
11 = Beryl Sylvia McNair	567	.31
12 = Jeff Taylor	3,009	1.63
13 = James Bernard Lee	1,545	.84
14 = WRITE-IN	623	.34
15 = OVER VOTES	605	
16 = UNDER VOTES	15,493	

(CONTINUED FROM PREVIOUS PAGE)

	01	02	03	04	05	06	07	08	09	10	11	12	13	14	15	16
3297	12	6	15	603	62	3	4	539	5	1	12	17	16	4	6	130
3307	5	6	14	505	39	2	1	780	12	2	5	47	15	4	8	126
3311	10	10	17	537	62	4	2	651	8	4	3	60	22	5	6	175
3315	3	3	14	384	36	1	2	495	14	3	11	38	4	4	7	109
3322	9	9	20	450	48	2	2	607	9	4	5	43	17	6	10	116
3327	4	2	11	413	33	5	2	435	9	1	5	56	11	3	8	106
3329	7	7	20	633	55	0	5	1026	16	2	4	67	15	6	10	165
3330	10	7	30	695	62	8	1	949	11	6	5	64	18	2	9	172
4022	3	3	11	1541	59	3	3	424	10	3	4	13	19	9	5	163
4027	1	2	13	1756	44	0	1	325	14	1	4	15	15	12	0	173
4041	3	8	10	2126	52	2	3	666	9	0	0	14	12	11	4	180
4049	4	4	17	1972	75	1	3	576	13	1	6	13	13	12	8	188
4065	5	3	21	1790	56	1	3	577	4	3	1	13	34	5	3	157
4106	4	4	8	1524	34	3	1	354	10	1	1	10	14	4	5	121
4111	6	3	11	1527	49	2	3	816	5	3	4	24	16	12	4	150
4125	9	5	21	779	51	4	6	627	17	4	3	57	27	6	10	149
4131	1	0	12	1178	45	0	1	551	17	1	2	16	13	2	3	163
4155	3	5	19	1230	43	1	3	801	10	6	7	41	20	4	7	173
4167	5	7	6	1900	74	1	3	663	4	2	8	25	17	15	7	209
4178	7	4	29	884	46	6	1	459	11	6	3	43	19	4	6	149
4185	3	8	19	850	51	3	1	414	10	6	2	28	17	3	4	146
4202	9	5	21	896	59	6	3	634	15	4	5	37	12	4	4	165
4216	6	7	7	221	24	1	3	250	4	4	2	25	12	2	1	45
4242	15	2	15	1395	55	1	4	698	5	2	2	34	9	6	6	158
4250	2	3	18	1040	40	1	2	625	7	3	3	27	10	3	6	119
4254	3	0	15	1146	58	3	6	691	5	4	3	15	13	18	4	153
4282	2	1	7	1381	20	0	2	1002	7	2	3	12	13	6	4	198
4295	8	2	17	1854	39	0	1	731	8	2	4	13	15	6	4	188
4299	14	4	29	971	81	1	1	740	15	12	8	91	38	7	7	200
4309	3	5	8	480	46	0	2	649	12	4	4	55	13	5	4	113
4320	2	9	16	470	38	2	2	532	5	1	6	38	8	3	4	113
4333	8	5	26	716	79	5	2	797	12	4	7	84	19	7	11	180
4338	13	2	31	473	66	6	1	654	17	4	3	100	18	2	14	141
4339	10	17	20	674	61	2	5	686	15	5	7	51	20	4	4	156
4340	7	4	21	350	43	1	5	420	10	2	3	40	18	1	2	99
4344	7	4	17	431	59	5	1	562	15	2	5	58	19	6	5	148
4345	18	5	26	596	59	5	7	767	20	7	6	99	29	5	6	184
4350	12	14	32	616	61	8	8	818	6	8	4	72	30	6	9	190
4352	5	5	23	305	49	5	4	384	10	5	1	44	15	5	3	110
4359	4	2	13	340	22	1	6	382	11	1	1	48	7	2	1	74
4360 4359	7	5	28	371	44	3	4	500	4	9	3	56	13	1	7	132
4361	5	4	29	529	50	3	3	689	12	12	7	87	28	10	13	154
4362	9	8	19	483	46	7	7	469	17	1	4	36	14	7	7	140
4363	3	4	25	1453	62	2	8	758	14	3	9	27	26	4	9	141

NUMBERED KEY CANVASS

2008 Primary Election
Multnomah County Oregon
May 20, 2008

FINAL OFFICIAL RESULTS

RUN DATE:06/09/08 12:29 PM

REPORT-EL52

PAGE 0158

		VOTES	PERCENT			VOTES	PERCENT
Commissioner, Position No. 1 CITY OF PORTLAND							
Vote For 1							
01 = John Branam		18,114	12.11				
02 = Jeff Bissonnette		18,501	12.37	06 = Charles Lewis		18,941	12.66
03 = Chris Smith		13,756	9.20	07 = WRITE-IN		712	.48
04 = Mike Fahey		15,382	10.28	08 = OVER VOTES		542	
05 = Amanda Fritz		64,173	42.90	09 = UNDER VOTES		50,061	

	01	02	03	04	05	06	07	08	09
1002	45	62	65	63	181	38	0	3	146
1013	272	231	615	108	1048	217	4	16	786
1025	217	280	262	111	683	132	6	9	741
1045	14	13	20	14	70	12	0	0	60
1053	253	281	336	137	828	182	8	7	811
1103	226	213	202	121	712	148	11	7	679
1156	200	126	264	99	866	143	2	9	633
1170	222	203	284	140	1144	187	10	5	777
1183	166	148	130	84	757	142	9	7	471
1205	219	197	180	130	1185	163	5	8	674
1211	109	105	120	81	641	89	6	5	336
1213	167	128	143	117	884	178	5	9	610
1222	176	138	225	193	1362	226	5	7	650
1224	197	168	183	105	1013	225	6	7	589
1226	116	113	96	73	694	120	7	5	422
1230	227	196	149	153	1257	207	5	6	745
1238	126	86	105	125	631	131	6	4	384
1240	95	73	113	71	444	87	2	2	344
1245	248	221	174	202	1378	249	9	6	859
1315	243	214	228	127	896	174	8	4	665
1321	162	99	219	129	470	121	4	4	648
2002	190	294	116	454	574	235	8	7	486
2026	230	223	116	540	748	330	19	10	541
2029	253	243	118	362	677	253	6	2	561
2077	184	305	112	562	602	319	11	4	502
2086	267	249	149	208	671	547	14	8	583
2099	220	266	123	118	516	542	8	4	539
2100	327	321	122	434	776	377	12	10	575
2114	312	273	118	254	748	336	7	6	574
2143	138	76	103	237	446	186	5	4	449
3000	159	152	137	226	632	207	7	9	521
3002	229	203	123	228	793	319	8	2	653
3004	171	229	113	127	505	376	22	11	562
3008	334	305	133	198	866	516	16	15	778
3058	282	390	152	134	861	344	11	10	711
3097	325	354	175	147	874	374	10	10	737
3113	540	252	158	129	925	302	6	4	555
3128	358	276	217	169	1048	273	8	19	693
3144	291	187	192	109	866	225	8	7	538
3151	287	318	145	131	726	279	6	9	641
3177	241	228	197	192	945	254	5	11	736
3185	158	126	73	154	465	121	6	1	477
3193	277	255	173	188	1001	310	15	6	711
3240	224	297	173	182	947	253	13	6	745
3248	167	207	148	122	609	199	5	2	558
3253	313	312	210	136	993	253	11	8	695
3259	351	261	177	116	1001	261	10	9	637
3274	192	432	157	102	762	151	8	7	594
3290	210	253	205	116	996	291	3	6	627
3297	124	119	76	156	396	203	7	7	347
3307	159	98	80	176	406	160	8	4	480
3311	136	91	97	178	420	157	8	2	487

RECEIVED
 2008 JUN -9 P 3:26
 GARY BLACKMER, AUDITOR
 CITY OF PORTLAND, OR

NUMBERED KEY CANVASS

2008 Primary Election
Multnomah County Oregon
May 20, 2008

FINAL OFFICIAL RESULTS

RUN DATE:06/09/08 12:29 PM

REPORT-EL52 PAGE 0159

		VOTES	PERCENT			VOTES	PERCENT
Commissioner, Position No. 1 CITY OF PORTLAND							
Vote For 1							
01 = John Branam		18,114	12.11				
02 = Jeff Bissonnette		18,501	12.37	06 = Charles Lewis		18,941	12.66
03 = Chris Smith		13,756	9.20	07 = WRITE-IN		712	.48
04 = Mike Fahey		15,382	10.28	08 = OVER VOTES		542	
05 = Amanda Fritz		64,173	42.90	09 = UNDER VOTES		50,061	

(CONTINUED FROM PREVIOUS PAGE)

	01	02	03	04	05	06	07	08	09
3315	81	81	78	143	307	118	7	1	312
3322	121	73	88	153	338	153	7	5	419
3327	109	71	70	130	314	84	6	0	320
3329	173	130	117	261	549	190	12	5	601
3330	157	112	150	277	558	222	9	6	558
4022	190	352	144	102	738	167	10	3	567
4027	252	416	139	74	774	169	9	8	535
4041	267	478	215	116	1117	223	2	8	674
4049	203	409	231	130	1043	210	11	10	659
4065	210	373	193	137	950	186	4	10	613
4106	208	318	172	82	723	141	3	8	443
4111	223	260	195	112	1001	246	9	6	583
4125	191	130	112	165	510	211	12	9	435
4131	166	275	120	112	702	155	7	5	463
4155	212	224	156	153	799	237	12	7	573
4167	269	395	188	139	1040	220	11	11	673
4178	138	155	90	132	558	147	5	2	450
4185	146	137	107	123	472	159	4	4	413
4202	181	197	101	148	581	166	6	2	497
4216	58	41	47	75	167	73	2	0	151
4242	224	271	204	145	770	179	4	8	602
4250	148	184	126	123	651	165	4	4	504
4254	164	259	137	146	711	173	17	5	525
4282	193	210	231	141	866	207	10	6	796
4295	200	282	213	134	1141	228	9	5	680
4299	209	195	125	237	643	196	11	4	599
4309	147	78	132	149	374	112	6	2	403
4320	91	81	70	127	380	148	2	1	349
4333	179	124	138	235	528	213	6	1	538
4338	147	81	105	223	394	152	4	7	432
4339	173	137	106	202	523	152	5	3	436
4340	110	60	65	134	278	97	6	5	271
4344	133	68	91	165	364	108	14	2	399
4345	174	146	110	251	437	195	6	6	514
4350	200	131	143	290	443	186	11	5	485
4352	72	67	64	144	245	108	4	1	268
4359	50	67	61	123	224	104	0	2	284
4360 4359	107	80	81	165	323	112	5	3	311
4361	165	96	109	224	401	182	11	2	445
4362	115	95	81	132	364	109	14	2	362
4363	209	272	150	160	933	214	6	8	596

RECEIVED
 2008 JUN - 9 P 3: 26
 GARY BLACKMER, AUDITOR
 CITY OF PORTLAND, OR
 BY _____

Certificate

I certify that the votes recorded on this abstract correctly summarize the tally of votes cast at the election indicated.



**Tim Scott, Director of Elections
Multnomah County, Oregon**

NUMBERED KEY CANVASS

2008 Primary Election
Multnomah County Oregon
May 20, 2008

FINAL OFFICIAL RESULTS

RUN DATE:06/09/08 12:29 PM

REPORT-EL52 PAGE 0160

Commissioner, Position No. 2 CITY OF PORTLAND		VOTES	PERCENT			VOTES	PERCENT
Vote For 1							
01 = Fred Stewart		10,674	7.00	05 = Harold C. Williams Two		7,946	5.21
02 = Nick Fish		93,636	61.36	06 = WRITE-IN		656	.43
03 = Edward (Ed) Garren		6,432	4.22	07 = OVER VOTES		344	
04 = Jim Middaugh		33,249	21.79	08 = UNDER VOTES		47,245	

	01	02	03	04	05	06	07	08
1002	25	262	20	118	22	1	2	153
1013	93	1746	54	681	57	2	6	658
1025	101	1015	79	462	59	3	8	714
1045	7	108	3	38	4	0	0	43
1053	119	1279	96	474	72	11	7	785
1103	120	1025	99	336	87	11	3	638
1156	61	1350	36	344	36	2	1	512
1170	81	1711	45	395	77	4	3	656
1183	69	1009	53	257	38	8	4	476
1205	122	1398	81	415	68	4	4	669
1211	67	764	34	231	32	10	1	353
1213	88	1086	43	344	54	3	4	619
1222	150	1490	64	447	96	6	5	724
1224	80	1390	52	346	56	6	2	561
1226	50	978	28	194	34	4	2	356
1230	136	1520	72	359	66	10	5	777
1238	92	766	65	167	69	8	2	429
1240	45	717	33	120	19	1	2	294
1245	144	1639	95	450	89	11	4	914
1315	121	1279	103	340	66	6	3	641
1321	87	851	30	233	43	4	3	605
2002	174	1053	105	357	150	8	2	515
2026	232	1217	103	409	190	15	5	586
2029	165	1128	86	376	140	8	6	566
2077	153	1237	99	436	87	11	2	576
2086	163	1139	79	466	265	11	8	565
2099	161	861	59	490	277	13	2	473
2100	154	1471	89	512	122	12	10	584
2114	126	1272	47	553	90	11	3	526
2143	147	664	142	168	89	3	3	428
3000	128	990	89	287	71	10	2	473
3002	124	1335	73	362	97	10	3	554
3004	152	711	58	377	317	18	4	479
3008	147	1465	61	489	309	8	8	674
3058	130	1230	72	659	165	9	7	623
3097	127	1295	61	615	259	12	4	633
3113	80	1554	42	613	61	3	7	511
3128	70	1876	31	534	53	4	6	487
3144	62	1493	16	400	32	8	6	406
3151	131	990	47	572	274	7	8	513
3177	129	1431	84	480	72	6	7	600
3185	104	658	54	214	101	5	4	441
3193	107	1551	60	581	65	11	7	554
3240	139	1301	105	497	89	16	2	691
3248	97	882	56	418	54	3	1	506
3253	114	1363	73	587	139	8	8	639
3259	87	1540	43	562	67	7	5	512
3274	87	936	46	747	55	6	1	527
3290	76	1515	48	559	50	3	2	454
3297	108	619	58	178	139	7	3	323
3307	98	698	74	152	89	7	4	449
3311	107	652	77	169	70	8	2	491
3315	104	453	72	125	80	10	0	284

RECEIVED
 2008 JUN -9 P 3:26
 GARY BLACKMER, AUDITOR
 CITY OF PORTLAND, OR
 BY _____

NUMBERED KEY CANVASS

2008 Primary Election
Multnomah County Oregon
May 20, 2008

FINAL OFFICIAL RESULTS

RUN DATE:06/09/08 12:29 PM

REPORT-EL52 PAGE 0161

		VOTES	PERCENT			VOTES	PERCENT
Commissioner, Position No. 2 CITY OF PORTLAND							
Vote For 1							
01 = Fred Stewart		10,674	7.00	05 = Harold C. Williams Two		7,946	5.21
02 = Nick Fish		93,636	61.36	06 = WRITE-IN		656	.43
03 = Edward (Ed) Garren		6,432	4.22	07 = OVER VOTES		344	
04 = Jim Middaugh		33,249	21.79	08 = UNDER VOTES		47,245	

(CONTINUED FROM PREVIOUS PAGE)

	01	02	03	04	05	06	07	08
3322	123	564	58	111	109	10	2	380
3327	97	428	55	131	60	3	1	329
3329	167	847	93	180	127	12	1	611
3330	167	868	101	237	92	8	7	569
4022	95	995	80	488	64	10	3	538
4027	63	1003	57	707	53	10	6	477
4041	88	1493	71	765	55	2	7	619
4049	114	1403	76	619	64	7	7	616
4065	109	1297	61	566	70	6	5	562
4106	71	959	67	565	26	3	5	402
4111	98	1313	76	546	54	7	5	536
4125	172	737	94	229	76	8	4	455
4131	85	919	60	434	48	4	5	450
4155	114	1126	62	433	61	6	3	568
4167	132	1353	83	681	57	11	5	624
4178	102	758	63	262	46	6	0	440
4185	87	658	66	278	65	6	4	401
4202	123	820	91	261	76	8	2	498
4216	69	253	41	64	28	5	1	153
4242	126	1129	63	428	77	5	3	576
4250	99	899	50	307	44	5	1	504
4254	118	986	80	371	56	10	1	515
4282	70	1402	43	369	72	9	2	693
4295	86	1487	75	526	53	5	6	654
4299	183	901	129	289	81	8	2	626
4309	128	561	70	152	71	8	0	413
4320	81	532	55	148	59	0	3	371
4333	177	816	76	238	92	6	3	554
4338	171	582	74	168	88	8	4	450
4339	174	727	111	209	74	5	5	432
4340	101	404	64	109	44	6	3	295
4344	120	498	81	139	87	8	3	408
4345	186	675	116	206	94	3	1	558
4350	203	743	117	222	90	7	3	509
4352	102	371	83	89	58	4	1	265
4359	57	388	51	112	30	1	1	275
4360 4359	145	434	93	127	56	6	3	323
4361	147	657	110	183	88	10	5	435
4362	140	461	58	149	67	13	2	384
4363	143	1226	84	456	72	4	6	557

RECEIVED
 2008 JUN -9 P 3: 25
 GARY BLACKMER, AUDITOR
 CITY OF PORTLAND, OR
 BY _____

Certificate

I certify that the votes recorded on this abstract correctly summarize the tally of votes cast at the election indicated.



Tim Scott, Director of Elections
Multnomah County, Oregon

NUMBERED KEY CANVASS

2008 Primary Election
Multnomah County Oregon
May 20, 2008

FINAL OFFICIAL RESULTS

RUN DATE:06/09/08 12:29 PM

REPORT-EL52 PAGE 0162

				VOTES	PERCENT					VOTES	PERCENT	
Commissioner, Position No. 4 CITY OF PORTLAND												
Vote For 1												
01 = Edward Kill				6,559	4.61							
02 = Emily S. Ryan				17,059	11.98	05 = WRITE-IN				1,270	.89	
03 = Randy Leonard				102,117	71.72	06 = OVER VOTES				190		
04 = Martha Perez				15,386	10.81	07 = UNDER VOTES				57,601		

	01	02	03	04	05	06	07
1002	28	81	255	48	5	1	185
1013	62	216	1775	184	14	1	1045
1025	63	183	1169	164	16	1	845
1045	8	11	119	11	1	0	53
1053	69	221	1399	196	20	2	936
1103	75	217	1053	182	18	2	772
1156	66	133	1260	124	9	1	749
1170	63	188	1616	144	7	2	952
1183	46	134	1033	122	8	1	570
1205	67	215	1443	194	15	3	824
1211	47	113	834	69	19	1	409
1213	71	172	1123	123	10	2	740
1222	93	227	1598	204	20	1	839
1224	66	161	1388	133	18	3	724
1226	48	106	907	104	13	1	467
1230	106	238	1478	171	13	3	936
1238	72	145	769	117	9	0	486
1240	36	82	659	68	9	1	376
1245	102	253	1689	224	16	0	1062
1315	66	206	1283	179	12	1	812
1321	49	133	840	90	9	2	733
2002	88	259	1121	267	10	3	616
2026	131	273	1302	305	28	1	717
2029	83	247	1228	232	18	2	665
2077	104	253	1340	220	16	2	666
2086	78	222	1371	255	20	2	748
2099	52	169	1127	260	12	4	712
2100	91	262	1623	220	18	1	739
2114	58	183	1475	202	13	3	694
2143	73	186	749	158	9	2	467
3000	100	199	1000	165	19	1	566
3002	90	243	1286	214	16	3	706
3004	44	148	986	257	31	0	650
3008	87	227	1548	372	16	0	911
3058	62	227	1523	232	23	8	820
3097	49	153	1574	287	24	3	916
3113	66	185	1676	204	10	0	730
3128	59	177	1821	191	17	0	796
3144	51	132	1455	132	21	1	631
3151	60	169	1296	235	22	3	757
3177	63	236	1549	186	22	5	748
3185	64	141	749	130	11	3	483
3193	81	242	1641	179	22	6	765
3240	86	243	1425	238	19	3	826
3248	53	144	1054	118	8	3	637
3253	71	199	1623	211	17	2	808
3259	58	153	1638	182	20	1	771
3274	52	114	1368	159	14	2	696
3290	53	187	1582	137	16	2	730
3297	61	142	648	163	7	0	414
3307	92	166	685	149	9	3	467
3311	54	206	660	163	9	5	479
3315	62	159	452	131	9	0	315

RECEIVED
2008 JUN -9 P 3:25
GARY BLACKMER, AUDITOR
CITY OF PORTLAND, OR
BY _____

NUMBERED KEY CANVASS

2008 Primary Election
Multnomah County Oregon
May 20, 2008

FINAL OFFICIAL RESULTS

RUN DATE:06/09/08 12:29 PM

REPORT-EL52 PAGE 0163

		VOTES	PERCENT			VOTES	PERCENT
Commissioner, Position No. 4 CITY OF PORTLAND							
Vote For 1							
01 = Edward Kill		6,559	4.61				
02 = Emily S. Ryan		17,059	11.98	05 = WRITE-IN		1,270	.89
03 = Randy Leonard		102,117	71.72	06 = OVER VOTES		190	
04 = Martha Perez		15,386	10.81	07 = UNDER VOTES		57,601	

(CONTINUED FROM PREVIOUS PAGE)

	01	02	03	04	05	06	07
3322	63	156	599	126	13	1	399
3327	64	135	454	113	8	0	330
3329	116	227	876	204	13	3	599
3330	88	229	987	156	10	6	573
4022	33	139	1215	187	19	2	678
4027	48	145	1365	132	12	0	674
4041	79	205	1811	185	15	0	805
4049	55	183	1685	175	24	2	782
4065	79	187	1526	173	15	3	693
4106	41	121	1231	143	9	0	553
4111	61	189	1543	153	18	2	669
4125	91	201	795	142	18	3	525
4131	53	180	1112	126	10	3	521
4155	89	215	1227	165	13	3	661
4167	74	210	1646	186	21	4	805
4178	44	157	823	147	6	4	496
4185	70	145	725	153	8	5	459
4202	74	221	884	146	9	1	544
4216	36	95	242	60	5	1	175
4242	62	202	1273	184	10	0	676
4250	56	156	1011	128	16	1	541
4254	63	198	1104	164	20	0	588
4282	64	167	1402	119	17	1	890
4295	60	192	1670	185	14	2	769
4299	98	286	909	239	14	2	671
4309	72	189	581	136	16	1	408
4320	71	112	582	108	6	1	369
4333	82	234	882	167	10	2	585
4338	99	224	628	162	8	3	421
4339	88	223	790	170	4	5	457
4340	81	137	403	102	6	2	295
4344	83	170	510	155	6	0	420
4345	138	222	757	164	8	5	545
4350	127	253	815	168	16	2	513
4352	62	135	397	92	5	1	281
4359	41	96	387	74	6	0	311
4360 4359	97	191	451	119	14	4	311
4361	118	238	693	163	12	2	409
4362	67	171	494	124	17	5	396
4363	93	242	1367	186	12	5	643

BY _____

GARY BLACKMER, AUDITOR
CITY OF PORTLAND, OR

2008 JUN - 9 P 3: 25

RECEIVED

Certificate

I certify that the votes recorded on this abstract correctly summarize the tally of votes cast at the election indicated.

Tim Scott

Tim Scott, Director of Elections
Multnomah County, Oregon

JUN-09-2008 09:56AM FROM-WASHINGTON COUNTY ELECTIONS

+5038465810

T-310 P.004/010 F-965

NUMBERED KEY CANVASS

Washington County
Nominating Primary Election
May 20, 2008
NonPartisan

Official Final

RUN DATE:06/09/08 08:34 AM

REPORT-EL52

PAGE 0740

City of Portland Mayor

Vote for 1

01 - Lew Humble
02 = Kyle Burris
03 = David (The Ack) Ackerman
04 = Sam Adams
05 = Patricia Stuart
06 = Bob Leonard Forthan
07 = Steven Entwisle
08 = Sho Dozono

VOTES PERCENT

VOTES PERCENT

09 = Christopher Rich
10 = Craig Gier
11 = Beryl Sylvia McNair
12 = Jeff Taylor
13 = James Bernard Lee
14 = WRITE-IN
15 = OVER VOTES
16 = UNDER VOTES


	01	02	03	04	05	06	07	08	09	10	11	12	13	14	15	16
0331 331 PORTLAND/BARNES	0	0	1	2	0	0	0	0	0	0	0	0	0	0	0	0
0375 375 PORTLAND CITY	1	1	1	71	1	0	0	48	1	0	0	2	0	0	0	21
0391 391 PORTLAND CITY	0	1	2	71	4	0	0	34	0	1	0	2	0	1	0	25
0392 392 PORTLAND CITY COM 2	0	1	3	57	2	0	0	44	1	0	0	1	1	2	0	12
0441 441 PORTLAND CITY SOUTH	0	0	1	17	1	0	0	9	0	0	0	0	0	0	0	1

BY _____

GARY BLACKMER, AUDITOR
CITY OF PORTLAND, OR

2008 JUN -9 P 3:25

RECEIVED



JUN-09-2008 09:56AM FROM-WASHINGTON COUNTY ELECTIONS

+5038465810

T-310 P.005/010 F-965

NUMBERED KEY CANVASS

Washington County
Nominating Primary Election
May 20, 2008
NonPartisan

Official Final


RUN DATE:06/09/08 08:34 AM

REPORT-ELS2 PAGE 0741

	VOTES	PERCENT		VOTES	PERCENT
City of Portland Commissioner Pos 1					
Vote for 1					
01 = John Branam	52	16.56			
02 = Jeff Bissonnette	16	5.10	06 = Charles Lewis	28	8.92
03 = Chris Smith	52	16.56	07 = WRITE-IN	2	.64
04 = Mike Fahey	24	7.64	08 = OVER VOTES	0	
05 = Amanda Fritz	140	44.59	09 = UNDER VOTES	130	

	01	02	03	04	05	06	07	08	09
0331 331 PORTLAND/BARNES	0	0	0	0	2	1	0	0	0
0375 375 PORTLAND CITY	25	6	18	5	41	10	0	0	42
0391 391 PORTLAND CITY	11	5	14	9	46	8	1	0	47
0392 392 PORTLAND CITY COM 2	16	3	15	9	39	5	1	0	36
0441 441 PORTLAND CITY SOUTH	0	2	5	1	12	4	0	0	5

RECEIVED
2008 JUN -9 P 3:25
GARY BLACKMER, AUDITOR
CITY OF PORTLAND, OR
BY _____



JUN-09-2008 09:57AM FROM-WASHINGTON COUNTY ELECTIONS

+5038465810

T-310 P.006/010 F-865

NUMBERED KEY CANVASS

Washington County
Nominating Primary Election
May 20, 2008
NonPartisan

Official Final

RUN DATE:06/09/08 08:34 AM

REPORT-EL52 PAGE 0742

VOTES PERCENT

VOTES PERCENT

City of Portland Commissioner Pos 2

Vote for 1

01 = Fred Stewart

02 = Nick Fish

03 = Edward (Ed) Garren

04 = Jim Middaugh

12 3.95

216 71.05

13 4.28

53 17.43

05 = Harold C. Williams Two

06 = WRITE-IN

07 = OVER VOTES

08 = UNDER VOTES

6 1.97

4 1.32

0

140

01 02 03 04 05 06 07 08

0331 331 PORTLAND/BARNES

0375 375 PORTLAND CITY

0391 391 PORTLAND CITY

0392 392 PORTLAND CITY COM 2

0441 441 PORTLAND CITY SOUTH


	01	02	03	04	05	06	07	08
0331 331 PORTLAND/BARNES	0	2	0	0	0	0	0	1
0375 375 PORTLAND CITY	1	73	2	21	2	0	0	48
0391 391 PORTLAND CITY	3	61	4	18	2	1	0	52
0392 392 PORTLAND CITY COM 2	6	62	7	10	2	3	0	34
0441 441 PORTLAND CITY SOUTH	2	18	0	4	0	0	0	5

BY

GARY BLACKMER, AUDITOR
CITY OF PORTLAND, OR

2008 JUN -9 P 3: 25

RECEIVED



JUN-09-2008 09:57AM FROM-WASHINGTON COUNTY ELECTIONS

+5038465810

T-310 P.007/010 F-965

NUMBERED KEY CANVASS

Washington County
Nominating Primary Election
May 20, 2008
NonPartisan

Official Final

RUN DATE:06/09/08 08:34 AM

REPORT-EL52 PAGE 0743


City of Portland Commissioner Pos 4

Vote for 1

	VOTES	PERCENT		VOTES	PERCENT
01 = Edward Kill	14	4.79			
02 = Emily S. Ryan	44	15.07	05 = WRITE-IN	2	.68
03 = Randy Leonard	194	66.44	06 = OVER VOTES	0	
04 = Martha Perez	38	13.01	07 = UNDER VOTES	152	

	01	02	03	04	05	06	07
0331 331 PORTLAND/BARNES	0	0	1	2	0	0	0
0375 375 PORTLAND CITY	2	11	61	11	0	0	62
0391 391 PORTLAND CITY	6	15	56	12	1	0	51
0392 392 PORTLAND CITY COM 2	6	17	55	13	0	0	33
0441 441 PORTLAND CITY SOUTH	0	1	21	0	1	0	6

RECEIVED
2008 JUN -9 P 3: 25
GARY BLACKMER, AUDITOR
CITY OF PORTLAND, OR
BY _____



NUMBERED KEY CANVASS

Primary Election
 Clackamas County, Oregon
 May 20, 2008

REPORT-EL52 PAGE 0135

UN DATE:06/06/08 03:12 PM

Mayor CITY OF PORTLAND

Vote For 1

01 = Lew Humble
 02 = Kyle Burris
 03 = David (The Ack) Ackerman
 04 = Sam Adams
 05 = Patricia Stuart
 06 = Bob Leonard Forthan
 07 = Steven Entwisle
 08 = Sho Dozono

VOTES PERCENT

1 .38
 0
 4 1.54
 104 40.00
 5 1.92
 0
 0
 141 54.23

09 = Christopher Rich
 10 = Craig Gier
 11 = Beryl Sylvia McWair
 12 = Jeff Taylor
 13 = James Bernard Lee
 14 = WRITE-IN
 15 = OVER VOTES
 16 = UNDER VOTES

VOTES PERCENT

3 1.15
 0
 2 .77
 0
 0
 0
 0
 15

	01	02	03	04	05	06	07	08	09	10	11	12	13	14	15	16
090 90	0	0	0	2	0	0	0	1	0	0	0	0	0	0	0	0
091 91	0	0	0	38	0	0	0	61	2	0	0	0	0	0	0	5
092 92	0	0	1	24	0	0	0	18	0	0	0	0	0	0	0	4
093 93	1	0	2	31	5	0	0	40	0	0	1	0	0	0	0	3
094 94	0	0	0	7	0	0	0	19	1	0	0	0	0	0	0	3
095 95	0	0	1	2	0	0	0	2	0	0	1	0	0	0	0	0

BY _____

GARY BLACKMER, AUDITOR
 CITY OF PORTLAND, OR

2008 JUN -9 P 3:25

RECEIVED

CERTIFIED COPY OF THE ORIGINAL
 SHERRY HALL COUNTY CLERK
Sherry Hall
 JUN 09 2008

NUMBERED KEY CANVASS

Primary Election
Clackamas County, Oregon
May 20, 2008

REPORT-EL52 PAGE 0136

UN DATE:06/06/08 03:12 PM

VOTES PERCENT

VOTES PERCENT

Commissioner, Position 1 CITY OF PORTLAND

Vote For 1

01 = John Branam

02 = Jeff Bissonnette

03 = Chris Smith

04 = Mike Fahey

05 = Amanda Fritz

10 4.95

7 3.47

29 14.36

11 5.45

117 57.92

06 = Charles Lewis

07 = WRITE-IN

08 = OVER VOTES

09 = UNDER VOTES

28 13.86

0

0

73

	01	02	03	04	05	06	07	08	09
090 90	0	0	0	0	1	0	0	0	2
091 91	1	2	10	2	57	10	0	0	24
092 92	2	2	5	3	21	4	0	0	10
093 93	7	1	12	6	23	10	0	0	24
094 94	0	2	2	0	12	3	0	0	11
095 95	0	0	0	0	3	1	0	0	2

RECEIVED

2008 JUN -9 P 3:25

GARY BLACKMER, AUDITOR
CITY OF PORTLAND, OR

BY _____

CERTIFIED COPY OF THE ORIGINAL
SHERRY HALL, COUNTY CLERK
JUN 09 2008

NUMBERED KEY CANVASS

Primary Election
Clackamas County, Oregon
May 20, 2008

REPORT-EL52 PAGE 0137

PRINT DATE:06/06/08 03:12 PM

Commissioner, Position 2 CITY OF PORTLAND
Vote For 1

01 = Fred Stewart	12	5.74	05 = Harold C. Williams Two	2	.95
02 = Nick Fish	156	74.64	06 = WRITE-IN	0	
03 = Edward (Ed) Garren	7	3.35	07 = OVER VOTES	0	
04 = Jim Middaugh	32	15.31	08 = UNDER VOTES	66	

	01	02	03	04	05	06	07	08
90 90	0	1	0	0	0	0	0	2
91 91	4	69	2	9	1	0	0	21
92 92	2	24	1	7	0	0	0	13
93 93	5	46	3	11	1	0	0	17
94 94	1	12	1	5	0	0	0	11
95 95	0	4	0	0	0	0	0	2

RECEIVED

2008 JUN -9 P 3: 25

GARY BLACKMER, AUDITOR
CITY OF PORTLAND, OR

BY _____

CERTIFIED COPY OF THE ORIGINAL
SHERRY HALL, COUNTY CLERK
BY: *Sherry Hall*
JUN 09 2008

NUMBERED KEY CANVASS

Primary Election
Clackamas County, Oregon
May 20, 2008

REPORT-EL52 PAGE 0138

JN DATE:06/06/08 03:12 PM

VOTES PERCENT

VOTES PERCENT

Commissioner, Position 4 CITY OF PORTLAND

Vote For 1

01 = Edward Kill	13	6.28					
02 = Emily S. Ryan	34	16.43	05 = WRITE-IN			2	.97
03 = Randy Leonard	133	64.25	06 = OVER VOTES			0	
04 = Martha Perez	25	12.08	07 = UNDER VOTES			68	

	01	02	03	04	05	06	07
190 90	0	0	1	0	0	0	2
191 91	4	6	57	6	2	0	31
192 92	1	8	21	6	0	0	11
193 93	8	13	41	8	0	0	13
194 94	0	5	11	4	0	0	10
195 95	0	2	2	1	0	0	1

BY _____

GARY BLACKMER, AUDITOR
CITY OF PORTLAND, OR

2008 JUN -9 P 3: 25

RECEIVED

CERTIFIED COPY OF THE ORIGINAL
SHERRY HALL, COUNTY CLERK

BY: *Sherry Hall*
JUN 09 2008