

**CERTIFICATION OF ABSTRACT OF VOTES**

**PRIMARY ELECTION**

**May 17, 2016**

I hereby certify that the votes recorded on the attached abstract correctly summarize the tally of votes cast in Multnomah County at the General Election held May 17, 2016.

WITNESS MY HAND and SEAL THIS 6<sup>th</sup> day of June, 2016.



TIM SCOTT  
Director of Elections  
Multnomah County, Oregon



## Measures

Page: 3

May 17, 2016 Primary Election

2016-06-03

All Precincts, All Districts, Question 26-174, Question 26-173, Question 26-172, Question 26-170, Question 26-175, Question 26-171, Question 26-254

17:34:21

## Question 26-173 (Vote for 1)

Precinct	Total Votes	Yes	No	Over Voted Ballots	Under Votes
Precinct 2701	430	237 55.12%	193 44.88%	0	26
Precinct 3101	702	283 40.31%	419 59.69%	0	55
Precinct 3301	5291	3425 64.73%	1866 35.27%	4	481
Precinct 3303	1814	814 44.87%	1000 55.13%	2	146
Precinct 3501	551	235 42.65%	316 57.35%	1	25
Precinct 3502	3012	1378 45.75%	1634 54.25%	0	151
Precinct 3602	2987	1907 63.84%	1080 36.16%	1	308
Precinct 3603	4043	2518 62.28%	1525 37.72%	1	364
Precinct 3605	1533	833 54.34%	700 45.66%	0	83
Precinct 3606	1129	640 56.69%	489 43.31%	1	68
Precinct 3607	3658	2156 58.94%	1502 41.06%	0	213
Precinct 3608	2467	1379 55.90%	1088 44.10%	2	169
Precinct 3609	222	113 50.90%	109 49.10%	0	4
Precinct 3610	2175	1138 52.32%	1037 47.68%	0	167
Precinct 3611	3238	1661 51.30%	1577 48.70%	0	239
Precinct 3612	2948	1907 64.69%	1041 35.31%	0	256
Precinct 3802	5685	2795 49.16%	2890 50.84%	1	276
Precinct 3803	3583	1954 54.54%	1629 45.46%	1	207
Precinct 3804	759	379 49.93%	380 50.07%	0	39
Precinct 3805	521	236 45.30%	285 54.70%	0	20
Precinct 3808	90	65 72.22%	25 27.78%	0	9
Precinct 4101	5306	3170 59.74%	2136 40.26%	0	392
Precinct 4102	2753	1322 48.02%	1431 51.98%	2	178
Precinct 4103	2455	1391 56.66%	1064 43.34%	0	167
Precinct 4203	5008	3321 66.31%	1687 33.69%	1	572
Precinct 4204	5178	3465 66.92%	1713 33.08%	2	442
Precinct 4205	2632	1771 67.29%	861 32.71%	0	220
Precinct 4207	3212	2222 69.18%	990 30.82%	0	261
Precinct 4208	1862	1195 64.18%	667 35.82%	1	143
Precinct 4209	4116	2432 59.09%	1684 40.91%	1	408
Precinct 4210	6061	3388 55.90%	2673 44.10%	0	409
Precinct 4301	5420	3330 61.44%	2090 38.56%	0	415
Precinct 4302	5389	3431 63.67%	1958 36.33%	2	423
Precinct 4304	4669	2802 60.01%	1867 39.99%	1	309
Precinct 4305	5596	2979 53.23%	2617 46.77%	2	359
Precinct 4306	1176	759 64.54%	417 35.46%	0	77
Precinct 4310	4808	3087 64.21%	1721 35.79%	1	347
Precinct 4401	5017	2388 47.60%	2629 52.40%	1	299
Precinct 4402	5169	2399 46.41%	2770 53.59%	0	329
Precinct 4403	4545	2602 57.25%	1943 42.75%	1	284
Precinct 4404	5168	2472 47.83%	2696 52.17%	0	325
Precinct 4409	979	359 36.67%	620 63.33%	0	62
Precinct 4501	6789	3997 58.87%	2792 41.13%	2	336
Precinct 4502	2722	1347 49.49%	1375 50.51%	1	144
Precinct 4503	2426	1524 62.82%	902 37.18%	1	164
Precinct 4505	4583	2409 52.56%	2174 47.44%	3	264
Precinct 4506	1700	680 40.00%	1020 60.00%	0	109
Precinct 4508	2305	1163 50.46%	1142 49.54%	0	156
Precinct 4509	1267	373 29.44%	894 70.56%	0	66
Precinct 4510	1242	309 24.88%	933 75.12%	0	46
Precinct 4511	1140	344 30.18%	796 69.82%	0	57
Precinct 4601	6247	3566 57.08%	2681 42.92%	1	376
Precinct 4602	2545	1451 57.01%	1094 42.99%	0	104
Precinct 4604	2761	1221 44.22%	1540 55.78%	2	184
Precinct 4605	2892	1476 51.04%	1416 48.96%	0	205
Precinct 4606	5668	2873 50.69%	2795 49.31%	2	406
Precinct 4607	1768	694 39.25%	1074 60.75%	1	98
Precinct 4608	680	288 42.35%	392 57.65%	0	36
Precinct 4701	1322	327 24.74%	995 75.26%	0	55
Precinct 4702	399	113 28.32%	286 71.68%	0	21
Precinct 4703	1210	330 27.27%	880 72.73%	2	45
Precinct 4704	1951	510 26.14%	1441 73.86%	1	91
Precinct 4705	2563	912 35.58%	1651 64.42%	1	136
Precinct 4706	1609	378 23.49%	1231 76.51%	1	74

## Measures

Page: 4

May 17, 2016 Primary Election

2016-06-03

All Precincts, All Districts, Question 26-174, Question 26-173, Question 26-172, Question  
26-170, Question 26-175, Question 26-171, Question 26-254

17:34:21

## Question 26-173 (Vote for 1)


Precinct	Total Votes	Yes	No	Over Voted Ballots	Under Votes
Precinct 4707	880	272 30.91%	608 69.09%	0	49
Precinct 4708	1726	527 30.53%	1199 69.47%	1	86
Precinct 4709	979	256 26.15%	723 73.85%	0	42
Precinct 4710	1530	408 26.67%	1122 73.33%	0	77
Precinct 4801	689	201 29.17%	488 70.83%	0	28
Precinct 4803	3031	1135 37.45%	1896 62.55%	2	177
Precinct 4804	630	206 32.70%	424 67.30%	0	53
Precinct 4805	377	134 35.54%	243 64.46%	0	26
Precinct 4806	756	215 28.44%	541 71.56%	0	38
Precinct 4807	1222	347 28.40%	875 71.60%	1	60
Precinct 4902	15	3 20.00%	12 80.00%	0	1
Precinct 5009	433	93 21.48%	340 78.52%	0	13
Precinct 5101	353	86 24.36%	267 75.64%	0	16
Precinct 5102	2042	530 25.95%	1512 74.05%	0	93
Precinct 5103	1081	341 31.54%	740 68.46%	0	41
Precinct 5104	1760	447 25.40%	1313 74.60%	0	83
Precinct 5106	141	45 31.91%	96 68.09%	0	8
Total	206791	107869 52.16%	98922 47.84%	51	13791

Statement of Votes Cast by Contests  
 May 17, 2016 Primary Election  
 All Precincts, All Districts, All Contests  
 Official Final

Total Ballots Cast: 148689, Registered Voters: 305326, Overall Turnout: 48.70%

**26-173 PDX Fuel Tax (Vote for 1)**

Precinct	Ballots Cast	Reg. Voters	Total Votes	Yes		No		Over Voted Ballots		Under Votes	
				Count	Percentage	Count	Percentage	Count	Percentage	Count	Percentage
Precinct 366	3	4	3	100.00%	0	0.00%	0	0.00%	0	0	0
Precinct 375	154	273	147	48.98%	75	51.02%	0	0	0	7	7
Precinct 391	164	343	150	51.33%	73	48.67%	1	1	13	13	13
Precinct 392	108	204	96	58.33%	40	41.67%	0	0	12	12	12
Precinct 441	40	66	38	52.63%	18	47.37%	0	0	2	2	2
<b>Total</b>	<b>469</b>	<b>666</b>	<b>434</b>	<b>52.53%</b>	<b>208</b>	<b>47.47%</b>	<b>1</b>	<b>1</b>	<b>34</b>	<b>34</b>	<b>34</b>



Official Website  
 Registered Voters  
 219,663,270 - 50332  
 Precincts: 1100  
 159,0159 - 10010X

Clackamas County Oregon  
 Official Ballot  
 5/17/2016  
 Page 727

Caucus Results Report  
 Official Election Website: www.clackamas.gov  
 Run Time: 10:20 AM  
 Run Date: 5/15/2016

Measure 26-173 Temporary Motor Vehicle Fuel Tax for Street Repair, Traffic Safety - NON

Precinct	Yes	No	Cast Votes	Overvotes	Undervotes	Write-in	Election Day Voting Ballots Cast	Total Ballots Cast	Registered Voters	Turnout Percentage
070 - A	0	0	0	0	0	0	0	0	6	0.00 %
071 - A	48	52	100	0	10	0	110	110	165	66.67 %
072 - A	12	39	51	0	2	0	53	53	122	43.44 %
073 - A	26	51	77	0	2	0	79	79	203	38.92 %
074 - A	8	21	29	0	1	0	30	30	57	52.63 %
104 - A	0	3	3	0	0	0	3	3	3	100.00 %
104 - B	0	0	0	0	0	0	0	0	0	0.00 %
<b>Totals</b>	<b>94</b>	<b>166</b>	<b>260</b>	<b>0</b>	<b>15</b>	<b>0</b>	<b>275</b>	<b>275</b>	<b>556</b>	<b>49.46 %</b>

CERTIFIED COPY OF THE ORIGINAL  
 CHERRY HALL, COUNTY CLERK

BY: 

Statement of Votes Cast by Contests  
May 17, 2016 Primary Election  
All Precincts, All Districts, City of Portland Mayor  
Official Final

Page: 1  
2016-06-03  
12:04:46

Total Ballots Cast: 469, Registered Voters: 305326, Overall Turnout: 0.15%

---

Choice	Votes	Vote %
--------	-------	--------

---

**Precinct 366**

City of Portland Mayor (Vote for 1)  
3 ballots (0 over voted, 1 blank voted), 4 registered voters, turnout 75.00%

Bruce Broussard	0	0.00%
Pally Burkett	0	0.00%
Jules Bailey	1	50.00%
Ted Wheeler	1	50.00%
Eric A Calhoun	0	0.00%
Bim Ditson	0	0.00%
Sean Davis	0	0.00%
David Schor	0	0.00%
Jessie Sponberg	0	0.00%
Sarah Iannarone	0	0.00%
David Ackerman	0	0.00%
Lew Humble	0	0.00%
Deborah Harris	0	0.00%
Trevor Manning	0	0.00%
Steven J Entwisle Sr	0	0.00%
Write-in	0	0.00%
Total	2	100.00%

---

**Precinct 375**

City of Portland Mayor (Vote for 1)  
154 ballots (0 over voted, 22 blank voted), 273 registered voters, turnout 56.41%

Bruce Broussard	1	0.76%
Pally Burkett	2	1.52%
Jules Bailey	20	15.15%
Ted Wheeler	100	75.76%
Eric A Calhoun	0	0.00%
Bim Ditson	0	0.00%
Sean Davis	0	0.00%
David Schor	0	0.00%
Jessie Sponberg	0	0.00%
Sarah Iannarone	3	2.27%
David Ackerman	2	1.52%
Lew Humble	1	0.76%
Deborah Harris	1	0.76%
Trevor Manning	0	0.00%
Steven J Entwisle Sr	1	0.76%
Write-in	1	0.76%
Total	132	100.00%

---

**Precinct 391**

City of Portland Mayor (Vote for 1)  
164 ballots (0 over voted, 27 blank voted), 343 registered voters, turnout 47.81%

Bruce Broussard	10	7.30%
Pally Burkett	6	4.38%
Jules Bailey	23	16.79%
Ted Wheeler	73	53.28%
Eric A Calhoun	1	0.73%
Bim Ditson	1	0.73%
Sean Davis	4	2.92%
David Schor	0	0.00%
Jessie Sponberg	2	1.46%
Sarah Iannarone	7	5.11%
David Ackerman	4	2.92%
Lew Humble	0	0.00%
Deborah Harris	1	0.73%
Trevor Manning	2	1.46%
Steven J Entwisle Sr	0	0.00%
Write-in	3	2.19%

Statement of Votes Cast by Contests  
May 17, 2016 Primary Election  
All Precincts, All Districts, City of Portland Mayor  
Official Final

Page: 2  
2016-06-03  
12:04:46

Total Ballots Cast: 469, Registered Voters: 305326, Overall Turnout: 0.15%

Choice	Votes	Vote %
Total	137	100.00%

**Precinct 392**

**City of Portland Mayor (Vote for 1)**

108 ballots (0 over voted, 21 blank voted), 204 registered voters, turnout 52.94%

Bruce Broussard	6	6.90%
Patty Burkett	2	2.30%
Jules Bailey	10	11.49%
Ted Wheeler	47	54.02%
Eric A Calhoun	0	0.00%
Bjm Ditson	1	1.15%
Sean Davis	4	4.60%
David Schor	2	2.30%
Jessie Sponberg	2	2.30%
Sarah Iannarone	8	9.20%
David Ackerman	1	1.15%
Lew Humble	0	0.00%
Deborah Harris	1	1.15%
Trevor Manning	1	1.15%
Steven J Entwisle Sr	0	0.00%
Write-In	2	2.30%
Total	87	100.00%

**Precinct 441**

**City of Portland Mayor (Vote for 1)**

40 ballots (0 over voted, 5 blank voted), 66 registered voters, turnout 60.61%

Bruce Broussard	1	2.86%
Patty Burkett	0	0.00%
Jules Bailey	5	14.29%
Ted Wheeler	24	68.57%
Eric A Calhoun	0	0.00%
Bjm Ditson	0	0.00%
Sean Davis	0	0.00%
David Schor	2	5.71%
Jessie Sponberg	0	0.00%
Sarah Iannarone	3	8.57%
David Ackerman	0	0.00%
Lew Humble	0	0.00%
Deborah Harris	0	0.00%
Trevor Manning	0	0.00%
Steven J Entwisle Sr	0	0.00%
Write-In	0	0.00%
Total	35	100.00%



City of Portland Mayor - NON - Vote for one

Precinct	Bruce Broussard	Patty Burkett	Jules Bailey	Ted Wheeler	Eric Alexander Calhoun	Bin Dison	Sean Davis	David Schor	Jessie Sponberg	Sarah Iannarone	David (The Ack) Ackerman	Lew Humble	Deborah Harts
070 - A	0	0	0	0	0	0	0	0	0	0	0	0	0
071 - A	5	0	13	76	0	0	0	0	0	2	0	0	1
072 - A	3	0	5	26	0	1	1	1	1	1	1	3	0
073 - A	8	1	8	42	0	0	0	0	1	2	1	1	0
074 - A	4	1	1	20	0	0	0	0	1	0	0	0	0
104 - A	0	0	0	2	0	0	0	0	0	0	0	0	0
104 - B	0	0	0	0	0	0	0	0	0	0	0	0	0
<b>Totals</b>	<b>20</b>	<b>2</b>	<b>27</b>	<b>166</b>	<b>0</b>	<b>1</b>	<b>1</b>	<b>1</b>	<b>3</b>	<b>5</b>	<b>2</b>	<b>4</b>	<b>1</b>



City of Portland Mayor - NON - Vote for one

Precinct	Trevor Manning	Steven J Entwistle Sr	Cast Votes	Overvotes	Undervotes	Write-in	Election Day Voting Ballots Cast	Total Ballots Cast	Registered Voters	Turnout Percentage
070 - A	0	0	0	0	0	0	0	0	6	0.00 %
071 - A	0	0	97	0	13	0	110	110	165	66.67 %
072 - A	0	0	43	0	10	0	53	53	122	43.44 %
073 - A	2	0	66	0	13	0	79	79	203	38.92 %
074 - A	0	0	27	0	3	0	30	30	57	52.63 %
104 - A	0	0	2	0	1	0	3	3	3	100.00 %
104 - B	0	0	0	0	0	0	0	0	0	0.00 %
<b>Totals</b>	<b>2</b>	<b>0</b>	<b>235</b>	<b>0</b>	<b>40</b>	<b>0</b>	<b>275</b>	<b>275</b>	<b>556</b>	<b>49.46 %</b>

CERTIFIED COPY OF THE ORIGINAL  
CHERRY HALL, COUNTY CLERK

BY: *Sherry Hall*

City of Portland  
 May 17, 2016 Primary Election  
 All Precincts, All Districts, City of Portland Mayor, City of Portland Commissioner, Pos 1, City of Portland Commissioner, Pos 4

**City of Portland Commissioner, Pos 1 (Vote for 1)**

Precinct	Total Votes	Lanita Duke	Amanda Fritz	Ann Sanderson	Tabitha Ivan	Sara Long	David Morrison	Write- in	Over Voted Ballots	Under Votes
Precinct 2701	328	17	236	28	22	5	20	0	0	128
Precinct 3101	563	42	372	66	34	13	32	4	0	194
Precinct 3301	4316	374	2977	573	148	84	128	32	0	1460
Precinct 3303	1416	73	971	194	84	22	64	8	0	546
Precinct 3501	453	20	320	53	17	13	25	5	0	124
Precinct 3502	2527	146	1910	227	74	53	100	17	1	635
Precinct 3602	2442	227	1715	247	95	53	86	19	0	854
Precinct 3603	3340	330	2235	358	159	85	140	33	1	1067
Precinct 3605	1189	59	814	162	63	24	55	12	0	427
Precinct 3606	979	72	707	101	36	29	28	6	0	219
Precinct 3607	3012	168	2302	277	103	50	93	19	0	859
Precinct 3608	1976	128	1464	208	54	27	82	13	0	662
Precinct 3609	176	6	122	25	9	2	10	2	0	50
Precinct 3610	1846	95	1409	148	66	43	73	12	0	496
Precinct 3611	2778	152	2093	251	93	68	100	21	1	698
Precinct 3612	2441	278	1683	255	74	59	78	14	0	763
Precinct 3802	4679	259	3483	498	160	98	150	31	1	1282
Precinct 3803	3008	186	2232	308	84	73	102	23	1	782
Precinct 3804	595	23	452	61	24	6	23	6	0	203
Precinct 3805	426	17	320	54	8	9	16	2	0	115
Precinct 3808	71	8	45	11	3	4	0	0	0	28
Precinct 4101	4495	371	3265	492	110	93	133	31	0	1203
Precinct 4102	2299	168	1513	423	54	51	76	14	0	634
Precinct 4103	2089	127	1367	407	66	37	61	24	0	533
Precinct 4203	4170	497	2996	338	111	95	107	26	0	1411
Precinct 4204	4430	426	3291	390	107	88	97	31	1	1191
Precinct 4205	2228	193	1672	188	58	47	56	14	0	624
Precinct 4207	2746	273	2095	198	63	45	59	13	1	726
Precinct 4208	1552	149	1135	148	37	37	35	11	0	454
Precinct 4209	3504	373	2413	373	113	89	116	27	0	1021
Precinct 4210	5177	460	3570	681	159	105	166	36	2	1291
Precinct 4301	4646	698	3358	286	93	89	82	40	1	1188
Precinct 4302	4652	560	3358	368	120	94	110	42	2	1160
Precinct 4304	4002	448	2992	289	78	73	95	27	0	977
Precinct 4305	4800	587	3419	388	140	101	132	33	2	1155
Precinct 4306	997	74	774	83	27	18	19	2	0	256
Precinct 4310	4145	518	3054	285	90	84	86	28	2	1009
Precinct 4401	4260	398	2968	383	155	126	199	31	0	1057
Precinct 4402	4398	523	2950	371	175	134	209	36	1	1099
Precinct 4403	3930	364	2942	294	103	78	124	25	1	899
Precinct 4404	4443	423	3130	391	169	128	175	27	0	1050
Precinct 4409	824	80	530	77	35	36	60	6	0	217
Precinct 4501	5769	407	4387	528	142	79	170	56	0	1358
Precinct 4502	2320	203	1651	229	76	54	92	15	1	546
Precinct 4503	2063	154	1576	177	50	40	52	14	0	528

City of Portland  
 May 17, 2016 Primary Election

All Precincts. All Districts. City of Portland Mayor. City of Portland Commissioner, Pos 1, City of Portland Commissioner, Pos 4

City of Portland Commissioner, Pos 1 (Vote for 1)

Precinct	Total Votes	Lanita Duke	Amanda Fritz	Ann Sanderson	Tabitha Ivan	Sara Long	David Morrison	Write- in	Over Voted Ballots	Under Voted Votes
Precinct 4505	3860	298	2837	366	117	71	137	34	1	989
Precinct 4506	1427	170	936	152	48	36	76	9	1	381
Precinct 4508	1941	225	1315	190	61	60	78	12	0	520
Precinct 4509	1034	116	614	118	51	39	89	7	0	299
Precinct 4510	1020	114	579	155	46	39	75	12	0	268
Precinct 4511	912	109	502	137	34	34	77	15	0	285
Precinct 4601	5341	451	3982	462	128	100	180	38	1	1282
Precinct 4602	2157	137	1606	220	62	54	59	19	0	492
Precinct 4604	2288	255	1452	241	99	84	144	13	2	657
Precinct 4605	2411	223	1719	228	60	77	85	19	1	685
Precinct 4606	4745	470	3162	639	163	106	161	44	2	1329
Precinct 4607	1467	148	906	189	70	47	99	8	0	400
Precinct 4608	569	66	325	87	28	30	28	5	0	147
Precinct 4701	1096	126	663	137	56	23	80	11	0	281
Precinct 4702	318	42	194	36	8	11	27	0	0	102
Precinct 4703	962	104	535	128	48	36	99	12	0	295
Precinct 4704	1591	154	970	180	59	69	147	12	1	451
Precinct 4705	2099	252	1232	269	108	77	138	23	0	601
Precinct 4706	1272	120	661	166	81	74	154	16	0	412
Precinct 4707	702	66	426	84	30	28	59	9	0	227
Precinct 4708	1413	130	823	214	71	58	95	22	0	400
Precinct 4709	767	67	418	98	47	36	90	11	1	253
Precinct 4710	1234	130	608	193	79	71	138	15	0	373
Precinct 4801	547	51	298	99	19	20	54	6	0	170
Precinct 4803	2512	305	1346	411	131	121	170	28	1	697
Precinct 4804	552	56	329	65	17	27	43	15	0	131
Precinct 4805	323	43	175	43	12	17	28	5	0	80
Precinct 4806	610	47	361	102	17	21	54	8	0	184
Precinct 4807	1013	115	526	164	51	56	86	15	1	269
Precinct 4902	10	0	3	3	0	0	4	0	0	6
Precinct 5009	343	39	177	42	20	14	47	4	1	102
Precinct 5101	272	35	136	32	23	10	29	7	0	97
Precinct 5102	1639	187	867	221	76	93	168	27	1	495
Precinct 5103	897	87	500	160	39	37	67	7	0	225
Precinct 5104	1380	143	716	220	87	63	131	20	1	462
Precinct 5106	113	13	58	24	2	11	5	0	0	36
Total	173337	16248	120225	18167	5789	4395	7117	1396	34	47262

Statement of Votes Cast by Contests  
May 17, 2016 Primary Election  
All Precincts, All Districts, City of Portland Commissioner, Pos 4  
Official Final

Page: 1  
2016-06-03  
12:07:58

Total Ballots Cast: 469, Registered Voters: 305326, Overall Turnout: 0.15%

---

Choice	Votes	Vote %
--------	-------	--------

---

**Precinct 366**

City of Portland Commissioner, Pos 4 (Vote for 1)  
3 ballots (0 over voted, 0 blank voted), 4 registered voters, turnout 75.00%

Michael W Durrow	0	0.00%
Leah Marie Dumas	0	0.00%
Steve Novick	2	66.67%
Suzanne Stahl	0	0.00%
Fred Stewart	0	0.00%
Joseph Puckett	0	0.00%
James Bernard Lee	0	0.00%
Chloe Eudaly	1	33.33%
Shannon Estabrook	0	0.00%
Stuart Emmons	0	0.00%
Write-in	0	0.00%
Total	3	100.00%

---

**Precinct 375**

City of Portland Commissioner, Pos 4 (Vote for 1)  
154 ballots (0 over voted, 41 blank voted), 273 registered voters, turnout 56.41%

Michael W Durrow	4	3.54%
Leah Marie Dumas	1	0.88%
Steve Novick	56	49.56%
Suzanne Stahl	9	7.96%
Fred Stewart	6	5.31%
Joseph Puckett	1	0.88%
James Bernard Lee	0	0.00%
Chloe Eudaly	2	1.77%
Shannon Estabrook	6	5.31%
Stuart Emmons	28	24.78%
Write-in	0	0.00%
Total	113	100.00%

---

**Precinct 391**

City of Portland Commissioner, Pos 4 (Vote for 1)  
164 ballots (0 over voted, 50 blank voted), 343 registered voters, turnout 47.81%

Michael W Durrow	10	8.77%
Leah Marie Dumas	8	7.02%
Steve Novick	43	37.72%
Suzanne Stahl	16	14.04%
Fred Stewart	5	4.39%
Joseph Puckett	2	1.75%
James Bernard Lee	3	2.63%
Chloe Eudaly	14	12.28%
Shannon Estabrook	0	0.00%
Stuart Emmons	12	10.53%
Write-in	1	0.88%
Total	114	100.00%

---

**Precinct 392**

City of Portland Commissioner, Pos 4 (Vote for 1)  
108 ballots (0 over voted, 37 blank voted), 204 registered voters, turnout 52.94%

Michael W Durrow	4	5.63%
Leah Marie Dumas	3	4.23%
Steve Novick	37	52.11%
Suzanne Stahl	7	9.86%
Fred Stewart	1	1.41%
Joseph Puckett	1	1.41%
James Bernard Lee	2	2.82%
Chloe Eudaly	7	9.86%
Shannon Estabrook	0	0.00%
Stuart Emmons	8	11.27%

Statement of Votes Cast by Contests  
May 17, 2016 Primary Election  
All Precincts, All Districts, City of Portland Commissioner, Pos 4  
Official Final

Page: 2  
2016-06-03  
12:07:58

Total Ballots Cast: 469, Registered Voters: 305326, Overall Turnout: 0.15%

Choice	Votes	Vote %
Write-In	1	1.41%
Total	71	100.00%

**Precinct 441**

City of Portland Commissioner, Pos 4 (Vote for 1)

40 ballots (0 over voted, 7 blank voted), 68 registered voters, turnout 60.61%

Michael W Durrow	2	6.06%
Leah Marie Dumas	0	0.00%
Steve Novick	14	42.42%
Suzanno Stahl	4	12.12%
Fred Stewart	0	0.00%
Joseph Puckett	0	0.00%
James Bernard Lee	1	3.03%
Chloe Eudaly	4	12.12%
Shannon Estabrook	1	3.03%
Stuart Emmons	7	21.21%
Write-In	0	0.00%
Total	33	100.00%



Canvass Results Report

Official Election Write-In Labelled with 2 (04)  
 Run Time: 10:20 AM  
 Run Date: 5/17/2016

Clackamas County Oregon

Official Ballot  
 5/17/2016  
 Page 704

City of Portland Commissioner, Position 4 - NON - Vote for one

Precinct	Michael W Darrow	Leah Marie Dumas	Steve Novick	Suzanne Stahl	Fred Stewart	Joseph Fuchett	James Bernard Lee	Chloe Eudaly	Shannon Estabrook	Stuart Emmons	Cast Votes	Overvotes	Undervotes	Write-in
070 - A	0	0	0	0	0	0	0	0	0	0	0	0	0	0
071 - A	0	1	37	3	15	0	2	0	1	23	82	0	28	0
072 - A	0	1	13	7	2	1	1	5	1	8	39	0	14	0
073 - A	4	3	16	6	3	1	1	3	3	11	51	0	27	1
074 - A	0	0	11	2	0	2	0	0	1	9	25	0	5	0
104 - A	0	0	1	0	0	0	0	0	0	0	1	0	2	0
104 - B	0	0	0	0	0	0	0	0	0	0	0	0	0	0
<b>Totals</b>	<b>4</b>	<b>5</b>	<b>78</b>	<b>18</b>	<b>20</b>	<b>4</b>	<b>4</b>	<b>8</b>	<b>6</b>	<b>51</b>	<b>198</b>	<b>0</b>	<b>76</b>	<b>1</b>

CERTIFIED COPY OF THE ORIGINAL  
 CHERRY HALL, COUNTY CLERK

BY: *Sherry Hobbs*

City of Portland Commissioner, Position 4 - NON - Vote for one

Precinct	Election Day Voting Ballots Cast	Total Ballots Cast	Registered Voters	Turnout Percentage
070 -A	0	0	6	0.00 %
071 -A	110	110	165	66.67 %
072 -A	53	53	122	43.44 %
073 -A	79	79	203	38.92 %
074 -A	30	30	57	52.63 %
104 -A	3	3	3	100.00 %
104 -B	0	0	0	0.00 %
<b>Totals</b>	<b>275</b>	<b>275</b>	<b>556</b>	<b>49.46 %</b>

CERTIFIED COPY OF THE ORIGINAL  
CHERRY HALL, COUNTY CLERK

BY: *Stacy Hill*

City of Portland

May 17, 2016 Primary Election

All Precincts, All Districts, City of Portland Mayor, City of Portland Commissioner, Pos 1, City of Portland Commissioner, Pos 4

City of Portland Commissioner, Pos 4 (Vote for 1)

Precinct	Total Votes	Michael W Durrrow	Leah Marie Dumas	Steve Novick	Suzanne Stahl	Fred Stewart	Joseph Puckett	James Bernard Lee	Chloe Eudaly	Shannon Estabrook	Stuart Ermmons	Write-In	Over Voted Ballots	Under Votes
Precinct 2701	348	7	4	134	14	29	3	6	11	2	136	2	0	108
Precinct 3101	556	30	12	242	26	45	7	18	60	6	107	3	0	201
Precinct 3301	4355	143	90	2135	257	279	27	57	448	32	865	22	0	1421
Precinct 3303	1398	53	19	629	68	147	5	29	45	19	377	7	1	563
Precinct 3501	440	14	11	189	24	55	5	14	31	6	88	3	0	137
Precinct 3502	2432	103	44	1192	193	221	23	70	177	34	363	12	0	731
Precinct 3602	2433	93	48	1018	160	140	17	37	340	20	545	15	0	863
Precinct 3603	3298	191	72	1347	261	207	40	75	397	49	623	36	0	1110
Precinct 3605	1240	36	6	465	42	84	9	16	70	8	497	7	0	376
Precinct 3606	922	33	16	495	59	53	5	16	80	21	139	5	0	276
Precinct 3607	2957	81	37	1470	119	191	25	52	224	24	716	18	2	912
Precinct 3608	1922	68	33	935	97	129	13	36	142	17	439	13	0	716
Precinct 3609	178	4	2	84	5	6	0	2	7	1	67	0	0	48
Precinct 3610	1813	71	31	890	72	115	11	47	102	11	451	12	1	528
Precinct 3611	2660	94	48	1326	212	207	20	58	200	35	441	19	0	817
Precinct 3612	2415	146	66	1055	176	155	20	46	283	38	423	7	2	787
Precinct 3802	4440	179	72	2177	253	400	57	94	334	44	797	33	2	1520
Precinct 3803	2898	120	47	1430	207	202	29	59	287	31	462	24	0	893
Precinct 3804	581	11	8	279	36	42	5	9	48	3	130	10	0	217
Precinct 3805	385	13	8	181	34	32	3	12	17	6	79	0	0	156
Precinct 3808	69	7	7	28	5	8	0	0	8	0	6	0	0	30
Precinct 4101	4405	191	109	2085	299	298	38	91	557	70	646	21	1	1292
Precinct 4102	2235	132	54	937	166	185	25	52	364	33	265	22	1	697
Precinct 4103	2064	71	30	912	102	175	10	29	174	19	526	16	0	558
Precinct 4203	4122	222	71	1645	241	185	39	64	1200	44	381	30	3	1456
Precinct 4204	4351	180	61	2025	211	197	39	57	980	43	535	23	1	1270
Precinct 4205	2197	104	36	1080	106	90	18	37	436	17	257	16	0	655
Precinct 4207	2666	110	36	1200	141	121	24	21	665	23	310	15	1	806
Precinct 4208	1526	66	22	706	73	70	17	28	352	16	165	11	0	480
Precinct 4209	3442	181	76	1368	237	210	41	82	740	49	429	29	0	1083
Precinct 4210	5043	280	120	2142	311	357	76	110	1005	76	531	35	2	1425
Precinct 4301	4583	219	128	1876	241	379	36	53	1173	42	407	29	2	1250
Precinct 4302	4570	227	117	1815	265	373	40	62	1088	51	499	33	1	1243
Precinct 4304	3917	141	87	1797	182	323	18	63	710	37	546	13	0	1062
Precinct 4305	4610	250	126	1931	248	370	56	91	928	66	522	22	1	1346
Precinct 4306	972	38	26	471	42	46	7	19	153	10	156	4	0	281
Precinct 4310	4068	174	108	1888	195	235	31	43	848	47	471	28	5	1083
Precinct 4401	4094	278	115	1649	290	324	52	104	791	90	375	26	3	1220
Precinct 4402	4275	241	133	1735	288	407	62	133	703	76	463	34	5	1218
Precinct 4403	3844	149	71	1687	221	299	38	91	847	39	376	26	0	986
Precinct 4404	4257	195	131	1796	285	373	56	100	754	90	446	31	1	1235
Precinct 4409	793	46	24	293	67	75	15	25	128	22	91	7	0	248
Precinct 4501	5703	237	73	2968	262	371	24	86	564	35	1051	32	4	1420
Precinct 4502	2234	128	46	980	157	206	17	52	338	23	269	18	2	631
Precinct 4503	1986	80	39	1019	105	104	14	34	245	24	314	8	0	605



City of Portland  
 May 17, 2016 Primary Election  
 All Precincts, All Districts, City of Portland Mayor, City of Portland Commissioner, Pos 1, City of Portland Commissioner, Pos 4

**City of Portland Commissioner, Pos 4 (Vote for 1)**

Precinct	Total Votes	Michael W Dunrow	Leah Marie Dumas	Steve Novick	Suzanne Stahl	Fred Stewart	Joseph Puckett	James Bernard Lee	Chloe Eudaly	Shannon Estabrook	Stuart Emmons	Write- in	Over Voted Ballots	Under Votes
Precinct 4505	3741	206	80	1770	234	287	32	70	561	33	442	26	2	1107
Precinct 4506	1380	103	46	494	106	170	13	58	203	29	146	12	2	427
Precinct 4508	1896	138	53	746	146	154	34	39	362	36	171	17	1	564
Precinct 4509	987	72	37	327	103	120	36	45	84	18	136	9	0	346
Precinct 4510	95	35	35	295	102	142	16	42	56	21	184	9	1	290
Precinct 4511	886	68	36	301	61	119	23	41	101	23	99	14	0	311
Precinct 4601	5169	214	77	2370	306	310	36	105	845	57	813	36	1	1454
Precinct 4602	2131	58	21	1039	108	147	9	39	197	16	486	11	0	518
Precinct 4604	2216	167	56	799	183	200	49	73	387	46	237	19	0	731
Precinct 4605	2326	134	45	974	135	203	28	59	426	36	262	24	0	771
Precinct 4606	4568	258	111	1825	344	337	67	115	985	67	417	42	2	1506
Precinct 4607	1426	101	53	519	126	187	28	64	133	35	171	9	0	441
Precinct 4608	541	44	16	182	54	66	21	13	82	10	46	7	0	175
Precinct 4701	1074	57	57	350	102	165	17	57	67	22	170	10	1	302
Precinct 4702	305	15	22	91	35	35	9	22	41	3	31	1	0	115
Precinct 4703	919	62	36	309	92	147	15	46	58	23	121	10	1	337
Precinct 4704	1547	82	55	533	169	204	28	91	80	57	233	15	2	494
Precinct 4705	1999	157	79	712	185	221	51	99	223	41	211	20	1	700
Precinct 4706	1251	88	73	337	165	208	55	81	81	57	87	19	0	433
Precinct 4707	674	44	30	229	75	69	19	30	64	14	86	14	0	255
Precinct 4708	1350	78	44	475	144	183	18	68	141	30	150	19	1	462
Precinct 4709	729	59	33	222	76	102	19	46	76	21	67	8	1	291
Precinct 4710	1181	92	47	353	118	197	33	68	107	35	111	20	0	426
Precinct 4801	549	35	17	161	43	82	19	30	56	13	85	8	0	168
Precinct 4803	2453	191	98	785	237	269	62	105	396	70	200	40	2	755
Precinct 4804	541	35	20	184	54	68	15	18	85	9	40	13	1	141
Precinct 4805	302	19	12	116	26	45	7	13	28	11	17	8	1	100
Precinct 4806	606	29	9	206	67	84	18	34	47	15	87	10	0	188
Precinct 4807	982	51	48	280	94	144	27	73	102	42	105	16	2	299
Precinct 4902	10	0	0	4	0	3	0	0	0	0	3	0	0	6
Precinct 5009	343	33	21	106	30	49	11	24	25	14	25	5	0	103
Precinct 5101	272	24	21	90	21	32	6	20	18	11	22	7	1	96
Precinct 5102	1594	108	65	463	166	211	49	99	150	62	194	27	2	539
Precinct 5103	877	64	26	299	85	147	17	35	57	21	118	8	1	244
Precinct 5104	1357	92	43	450	132	210	38	84	91	36	163	18	0	486
Precinct 5106	113	4	6	38	15	11	5	8	5	4	17	0	0	36
<b>Total</b>	<b>168989</b>	<b>8514</b>	<b>4048</b>	<b>72140</b>	<b>11194</b>	<b>13848</b>	<b>2047</b>	<b>4194</b>	<b>25474</b>	<b>2487</b>	<b>23735</b>	<b>1308</b>	<b>67</b>	<b>51577</b>

Statement of Votes Cast by Contests  
 May 17, 2016 Primary Election  
 All Precincts, All Districts, City of Portland Commissioner, Pos 1  
 Official Final

Page: 1  
 2016-06-03  
 12:06:32

Total Ballots Cast: 469, Registered Voters: 305326, Overall Turnout: 0.15%

**Precinct 366**

City of Portland Commissioner, Pos 1 (Vote for 1)  
 3 ballots (0 over voted, 0 blank voted), 4 registered voters, turnout 75.00%

Choice	Votes	Vote %
Lanita Duke	0	0.00%
Amanda Fritz	2	66.67%
Ann Sanderson	1	33.33%
Tabitha Ivan	0	0.00%
Sara Long	0	0.00%
David Morrison	0	0.00%
Write-in	0	0.00%
<b>Total</b>	<b>3</b>	<b>100.00%</b>

**Precinct 375**

City of Portland Commissioner, Pos 1 (Vote for 1)  
 154 ballots (0 over voted, 44 blank voted), 273 registered voters, turnout 56.41%

Choice	Votes	Vote %
Lanita Duke	3	2.73%
Amanda Fritz	76	69.09%
Ann Sanderson	12	10.91%
Tabitha Ivan	8	7.27%
Sara Long	5	4.55%
David Morrison	4	3.64%
Write-in	2	1.82%
<b>Total</b>	<b>110</b>	<b>100.00%</b>

**Precinct 391**

City of Portland Commissioner, Pos 1 (Vote for 1)  
 164 ballots (0 over voted, 48 blank voted), 343 registered voters, turnout 47.81%

Choice	Votes	Vote %
Lanita Duke	9	7.76%
Amanda Fritz	76	65.52%
Ann Sanderson	14	12.07%
Tabitha Ivan	3	2.59%
Sara Long	6	5.17%
David Morrison	8	6.90%
Write-in	0	0.00%
<b>Total</b>	<b>116</b>	<b>100.00%</b>

**Precinct 392**

City of Portland Commissioner, Pos 1 (Vote for 1)  
 108 ballots (0 over voted, 37 blank voted), 204 registered voters, turnout 52.94%


Choice	Votes	Vote %
Lanita Duke	4	5.63%
Amanda Fritz	52	73.24%
Ann Sanderson	5	7.04%
Tabitha Ivan	4	5.63%
Sara Long	2	2.82%
David Morrison	3	4.23%
Write-in	1	1.41%
<b>Total</b>	<b>71</b>	<b>100.00%</b>

**Precinct 441**


City of Portland Commissioner, Pos 1 (Vote for 1)  
 40 ballots (0 over voted, 4 blank voted), 66 registered voters, turnout 60.61%

Choice	Votes	Vote %
Lanita Duke	0	0.00%
Amanda Fritz	29	80.56%
Ann Sanderson	4	11.11%
Tabitha Ivan	1	2.78%
Sara Long	1	2.78%
David Morrison	1	2.78%
Write-in	0	0.00%
<b>Total</b>	<b>36</b>	<b>100.00%</b>





Clackamas County Oregon  
 Official Ballot  
 5/17/2016  
 Page 703



City of Portland Commissioner, Position 1 - NON - Vote for one

Precinct	Lanita Duke	Amanda Fritz	Ann Sanderson	Tabitha Ivan	Sara Long	David Morrison	Cast Votes	Overvotes	Undervotes	Write-in	Election Day Voting Ballots Cast	Total Ballots Cast	Registered Voters	Turnout Percentage
070 - A	0	0	0	0	0	0	0	0	0	0	0	0	6	0.00 %
071 - A	4	53	21	0	0	5	83	0	27	0	110	110	165	66.67 %
072 - A	3	25	9	0	2	2	41	0	12	0	53	53	122	43.44 %
073 - A	0	33	10	2	2	9	56	0	23	0	79	79	203	38.92 %
074 - A	0	13	7	0	0	3	23	0	7	0	30	30	57	52.63 %
104 - A	0	2	0	0	0	0	2	0	1	0	3	3	3	100.00 %
104 - B	0	0	0	0	0	0	0	0	0	0	0	0	0	0.00 %
<b>Totals</b>	<b>7</b>	<b>126</b>	<b>47</b>	<b>2</b>	<b>4</b>	<b>19</b>	<b>205</b>	<b>0</b>	<b>70</b>	<b>0</b>	<b>275</b>	<b>275</b>	<b>556</b>	<b>49.46 %</b>

CERTIFIED COPY OF THE ORIGINAL  
 CHERRY HALL, COUNTY CLERK

BY: *[Signature]*

City of Portland  
 May 17, 2016 Primary Election  
 All Precincts, All Districts, City of Portland Mayor, City of Portland Commissioner, Pos 1, City of Portland Commissioner, Pos 4

**City of Portland Mayor (Vote for 1)**

Precinct	Total Votes	Bruce Broussard	Patty Burkett	Jules Bailey	Ted Wheeler	Eric Alexander Calhoun	Bim Ditson	Sean Davis	David Schor	Jessie Sponberg	Sarah Iannarone	David (The Ack) Ackerman	Low Humble	Deborah Harris	Trevor Manning	Steven J Entwisle Sr	Write- in	Over Voted Ballots	Under Votes
Precinct 2701	413	10	4	39	342	1	0	3	4	0	7	1	0	1	0	0	1	0	43
Precinct 3101	636	45	2	87	388	1	6	15	12	4	56	2	3	7	2	1	5	0	121
Precinct 3301	5053	91	45	691	3498	12	34	77	109	33	388	21	5	17	5	7	20	0	723
Precinct 3303	1653	64	16	233	1185	4	1	26	13	8	61	13	5	12	3	3	6	1	308
Precinct 3501	490	32	8	63	300	1	2	19	8	3	33	7	2	4	2	3	3	0	87
Precinct 3502	2759	87	35	506	1679	3	9	65	73	25	189	30	20	18	7	5	8	0	404
Precinct 3602	2837	59	20	440	1781	1	29	43	92	21	287	28	2	20	5	2	7	0	459
Precinct 3603	3794	102	56	569	2262	4	34	84	130	50	378	40	3	42	7	6	27	0	614
Precinct 3605	1453	22	7	145	1149	0	2	16	18	3	65	14	0	4	3	1	4	1	162
Precinct 3606	1059	41	12	200	650	1	3	16	34	12	72	6	0	6	1	0	5	2	137
Precinct 3607	3415	75	19	486	2411	4	14	45	63	19	225	19	7	8	5	3	12	0	456
Precinct 3608	2289	57	15	336	1576	2	17	30	39	23	136	22	5	18	1	2	10	0	349
Precinct 3609	211	3	2	26	176	0	0	0	1	0	2	1	0	0	0	0	0	0	15
Precinct 3610	2087	47	6	301	1479	3	9	29	49	8	113	17	1	8	6	6	5	0	255
Precinct 3611	3057	88	42	591	1917	1	20	47	72	26	182	24	5	22	6	4	10	0	420
Precinct 3612	2726	97	30	405	1604	6	27	63	111	39	269	34	2	25	9	0	5	0	478
Precinct 3802	5170	177	56	888	3340	3	31	95	103	42	303	55	18	19	4	11	25	0	792
Precinct 3803	3317	99	43	577	1999	4	21	71	83	52	275	36	16	16	6	5	14	0	474
Precinct 3804	693	8	2	109	479	2	2	10	12	12	39	3	3	3	1	3	5	0	105
Precinct 3805	458	24	2	71	301	0	7	7	6	3	20	5	4	3	1	2	2	0	83
Precinct 3808	84	3	0	19	38	0	0	1	5	3	8	3	0	3	1	0	0	0	15
Precinct 4101	5019	143	33	937	2881	2	36	115	120	79	526	33	38	37	10	10	19	0	679
Precinct 4102	2548	90	33	436	1296	5	32	84	67	56	362	30	15	15	4	4	19	0	385
Precinct 4103	2362	48	15	360	1642	2	10	31	36	13	152	25	1	8	7	2	10	0	260
Precinct 4203	4803	82	34	881	2107	1	150	116	182	100	1046	46	7	25	5	2	19	0	778
Precinct 4204	5012	88	25	1050	2507	3	121	83	146	82	836	26	7	17	2	6	13	2	608
Precinct 4205	2526	44	16	584	1182	4	40	56	73	31	449	17	3	14	0	1	12	1	325
Precinct 4207	3090	49	23	651	1453	3	66	53	112	52	570	24	5	11	3	3	12	2	381
Precinct 4208	1753	20	7	355	839	2	29	36	55	37	344	12	0	7	0	3	7	0	253
Precinct 4209	3918	100	40	768	1761	6	75	111	148	99	683	51	8	30	3	6	29	0	607
Precinct 4210	5713	142	72	1159	2679	6	128	157	170	135	894	67	13	36	12	10	33	1	756
Precinct 4301	5148	230	45	792	2389	7	104	140	172	102	988	42	8	85	10	9	25	2	685
Precinct 4302	5135	208	43	753	2569	8	115	95	158	94	903	58	10	71	14	10	26	4	675
Precinct 4304	4470	184	27	662	2503	5	76	116	74	60	643	39	9	45	5	5	17	0	509
Precinct 4305	5268	247	53	871	2645	9	85	162	149	103	783	54	10	54	15	13	15	1	688
Precinct 4306	1114	26	0	178	660	0	20	16	18	13	162	13	0	4	2	0	2	0	139
Precinct 4310	4592	166	38	706	2433	5	86	78	122	72	780	34	9	37	5	5	16	1	563
Precinct 4401	4641	209	59	707	2239	13	57	183	156	145	655	82	16	56	10	18	36	2	674
Precinct 4402	4839	399	49	705	2441	14	71	152	125	71	606	71	17	52	21	17	28	1	658
Precinct 4403	4299	115	36	784	2247	6	78	104	105	60	638	56	11	26	7	7	19	1	530
Precinct 4404	4801	238	71	808	2551	17	69	98	119	74	570	64	11	54	13	19	25	1	691
Precinct 4409	889	50	6	112	447	4	14	41	33	24	94	24	8	18	3	4	7	1	151
Precinct 4501	6434	148	37	1009	4339	5	28	82	83	33	548	39	5	39	12	9	18	1	692
Precinct 4502	2517	115	25	412	1367	7	41	60	63	41	314	26	7	14	9	4	12	0	350

City of Portland  
 May 17, 2016 Primary Election  
 All Precincts, All Districts, City of Portland Mayor, City of Portland Commissioner, Pos 1, City of Portland Commissioner, Pos 4

**City of Portland Mayor (Vote for 1)**

Precinct	Total Votes	Bruce Broussard	Patty Burkett	Jules Bailey	Ted Wheeler	Eric Alexander Calhoun	Bim Diltson	Sean Davis	David Schor	Jessie Sponberg	Sarah Iannarone	David (The Ack) Ackerman	Lew Humble	Deborah Harris	Trevor Manning	Steven J Entwisle Sr	Write-in	Over Voted Ballots	Under Votes
Precinct 4503	2312	36	15	344	1512	2	19	36	58	26	217	22	3	9	1	6	6	1	278
Precinct 4505	4255	127	47	757	2408	1	56	97	84	52	516	46	6	26	7	7	18	3	592
Precinct 4506	1553	95	28	232	783	3	19	71	55	33	159	24	18	15	4	4	10	0	256
Precinct 4508	2152	74	26	387	999	4	37	75	75	62	323	28	10	29	8	3	12	0	309
Precinct 4509	1125	67	34	177	599	9	13	52	22	18	82	18	11	12	2	2	7	0	208
Precinct 4510	1108	96	26	167	618	6	9	47	23	9	52	14	11	12	5	3	10	0	180
Precinct 4511	992	91	21	152	439	2	8	62	27	22	89	22	16	20	5	2	14	0	205
Precinct 4601	5902	148	46	1053	3256	5	52	126	133	94	857	50	9	24	10	8	31	3	719
Precinct 4602	2409	54	18	377	1646	1	14	26	41	11	180	15	4	3	3	5	11	1	239
Precinct 4604	2576	134	37	489	1155	15	50	76	97	78	333	40	12	29	7	8	16	2	369
Precinct 4605	2690	93	24	494	1368	1	37	77	83	57	396	20	8	15	2	4	11	1	406
Precinct 4606	5292	168	79	955	2311	6	98	153	151	175	1017	70	21	33	14	7	34	1	783
Precinct 4607	1603	106	43	222	839	10	16	74	36	32	127	38	20	11	9	8	12	0	264
Precinct 4608	639	40	17	101	257	1	11	36	15	22	105	18	2	6	1	6	1	0	77
Precinct 4701	1201	120	25	146	669	8	6	65	19	15	41	22	7	26	21	5	6	0	176
Precinct 4702	357	31	15	49	171	1	7	17	11	4	23	6	9	6	3	2	2	0	63
Precinct 4703	1067	87	34	183	575	5	4	32	14	18	54	20	12	15	6	3	5	0	190
Precinct 4704	1731	119	46	247	1006	11	14	73	20	25	73	22	10	30	14	8	13	1	311
Precinct 4705	2319	138	53	388	1154	7	21	111	68	57	180	44	25	30	14	5	24	0	381
Precinct 4706	1421	105	37	228	675	6	14	94	25	37	76	39	25	23	15	4	18	0	263
Precinct 4707	776	46	22	100	406	3	8	36	32	12	56	14	12	12	5	2	10	0	153
Precinct 4708	1552	118	36	268	781	6	8	71	32	37	98	29	14	24	6	5	19	0	261
Precinct 4709	844	50	36	112	422	2	12	45	35	18	48	27	11	10	4	2	10	0	177
Precinct 4710	1351	102	49	192	592	11	22	95	44	36	97	33	25	19	5	11	18	0	256
Precinct 4801	611	54	18	97	300	0	4	34	18	10	45	12	4	5	3	4	3	0	106
Precinct 4803	2832	144	71	427	1170	8	56	142	112	117	407	63	26	36	18	5	30	0	378
Precinct 4804	595	33	13	92	272	1	8	38	18	17	63	13	4	10	0	4	9	0	88
Precinct 4805	341	21	9	43	144	4	5	19	12	12	30	10	5	18	3	1	5	0	62
Precinct 4806	674	47	15	114	343	3	3	23	15	15	53	13	11	6	3	3	7	1	119
Precinct 4807	1121	97	33	164	500	7	3	65	34	34	98	30	8	24	11	6	7	0	162
Precinct 4902	14	1	0	1	8	0	0	0	0	0	1	0	3	0	0	0	0	0	2
Precinct 5009	382	39	12	39	186	2	0	30	15	14	17	14	1	5	0	3	5	0	64
Precinct 5101	309	17	8	46	139	2	0	18	10	11	21	10	7	5	2	4	9	0	60
Precinct 5102	1790	133	61	254	817	8	18	127	69	45	118	37	21	37	6	11	28	1	344
Precinct 5103	991	101	32	155	480	2	8	46	27	19	47	13	16	17	8	8	12	1	130
Precinct 5104	1529	145	46	227	776	7	7	87	30	27	67	40	22	23	6	5	14	1	313
Precinct 5106	122	16	5	14	55	1	1	10	0	2	11	5	0	0	2	0	0	0	27
<b>Total</b>	<b>193083</b>	<b>7465</b>	<b>2346</b>	<b>31955</b>	<b>105562</b>	<b>358</b>	<b>2467</b>	<b>5217</b>	<b>5083</b>	<b>3235</b>	<b>22831</b>	<b>2255</b>	<b>748</b>	<b>1636</b>	<b>480</b>	<b>405</b>	<b>1040</b>	<b>42</b>	<b>27508</b>