

Submit a treebate request form with your proof of purchase to:

Environmental Services Treebate Program
1120 SW 5th Avenue, Room 1000
Portland, Oregon 97204

Apply online

www.portlandoregon.gov/bes/treebate

Program and planting information

www.portlandoregon.gov/bes/treebate
Treebate@portlandoregon.gov
503-823-2263

Your treebate will be posted as a credit to the water/sewer utility account for the property where the tree was planted.

WS 1564 AUGUST 2015

Protect Your Investment
Late fall through early spring is prime tree planting season. Plant your tree correctly and give it proper care and maintenance. Newly planted trees require deep weekly watering (about 10 gallons) during the dry summer season from May through September.

Planting your tree

Before digging, call Dig Safely Oregon 1-800-332-2344 to locate underground utilities.

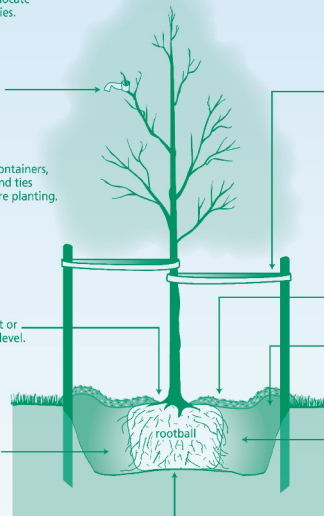
Remove any twine, tape or tags.

Carefully remove containers, wrappings, wires and ties from rootball before planting.

Loosen outside roots, and unwrap any circling roots.

Set base of trunk at or just above ground level.

Dig a hole at least two times the rootball diameter.



Stake tree only if tree feels unstable.

Secure stakes with wide flexible material such as webbing straps or chainlock ties. Allow for some tree movement.

Apply 3-4" layer of mulch. Keep 2-3" from tree trunk.

Create a 5-6" high soil berm to contain water.

Backfill with existing soil from the hole. Tamp lightly as you fill in the hole.

Watering:
Water deeply once a week during the first three summers. Apply a minimum of 10 gallons each week.

TREEBATE

Plant trees for clean rivers – save some green!

Every tree planted in Portland contributes to clean rivers and healthy watersheds. So if you plant a tree on your residential property, Environmental Services will credit your city water/sewer utility bill for half the purchase price up to \$50, depending on mature tree size for potential stormwater management.

www.portlandoregon.gov/bes/treebate



ENVIRONMENTAL SERVICES
CITY OF PORTLAND
working for clean rivers



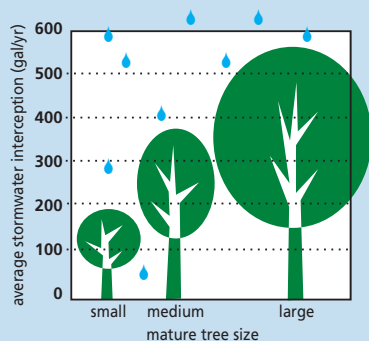
Plant trees for clean rivers – save some green!

How to Get Your Treebate

- 1 Purchase your tree.*
- 2 Plant it in your Portland residential yard.
- 3 Complete and submit your application between September 1st and April 30th. Include the tree purchase receipt with the tree purchase price circled.
- 4 Receive a credit on your city water/sewer utility bill.

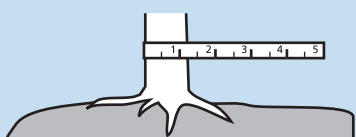
* Generally, most tree species are eligible for a Treebate; see the eligible list for conditions and ineligible list for exclusions.

The larger the tree, the more stormwater it can manage.

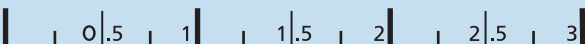


Treebate Credit Amount

- ✓ 50% of purchase price up to \$15 (small), \$25 (medium), or \$50 (large) depending on mature tree size (i.e., stormwater management potential)
- ✓ City staff will determine the credit amount for you based on mature tree size
- ✓ Visit www.portlandoregon.gov/bes/treebate for tree lists and credit calculation method



for trunk diameter, measure the width at 6 inches above the soil line using a straight ruler or the 3-inch rule below



Eligible Trees (meet ALL of these)

- 1 Trees planted in Portland residential yards
- 2 Trees with trunks measuring at least 1 inch in diameter 6 inches above the soil line that are at least 6 feet tall if broadleaf or 4 feet tall if coniferous (needle) at time of planting
- 3 Trees planted with enough space to reach full, mature canopy spread
- 4 Trees purchased, planted, and submitted between September 1st and April 30th.

Ineligible Trees (are ANY of these)

- ✓ Trees planted in the street right-of-way or any other non-residential location
- ✓ Trees less than 15 feet tall at maturity
- ✓ Trees not meeting planting size requirements
- ✓ Trees otherwise subsidized by the city (e.g., planted with Friends of Trees)
- ✓ Trees planted to satisfy a condition of development or mitigation
- ✓ Arborescent shrubs (e.g., lilac); small, ornamental conifers (e.g., topiary plants); and hedges (e.g., arborvitae)
- ✓ Trees on the City Nuisance Plants List (includes all cultivars and varieties):
 - Norway maple *Acer platanoides*
 - Cutleaf birch *Betula pendula*
 - English holly *Ilex aquifolium*
 - Golden chain tree *Laburnum watereri*
 - English hawthorn *Crataegus monogyna*
 - Sweet cherry *Prunus avium*
 - Black locust *Robinia pseudoacacia*
 - European mountain ash *Sorbus aucuparia*

For full list: www.portlandoregon.gov/bes/treebate

Treebate FORM

Only complete applications will be processed.

Mail forms to Environmental Services Treebate Program
1120 SW 5th Avenue, Room 1000, Portland OR, 97204

Or apply online at www.portlandoregon.gov/bes/treebate

Utility Account #: _____
(top right corner of the Portland water/sewer utility bill for the property where you planted the tree. Call 503-823-7770 if you cannot locate your account number.)

Name: _____

Mailing address: _____

City/state/zip: _____

Portland address where tree is planted (if different): _____

Phone: _____

Email (if available): _____

TREE INFORMATION

Type of tree: _____
(e.g., Oregon White Oak)

Name of business where tree was purchased: _____

Cost of tree: \$ _____

My itemized proof of purchase is attached

Tree height: _____ ft. Tree trunk diameter: _____ in.
(to measure, use ruler and diagram at left)

I planted the tree in my: (choose one)

Front yard Side yard Back yard

For multiple trees, please provide this information for each tree on a separate sheet of paper.

fill in, cut off and mail back with your itemized proof of purchase

Tree Care Pledge

I agree to care for the new tree(s) and to water the tree(s) for at least three years. A City of Portland representative may make a site visit to verify this application.

Signature _____

Date _____

