



LEAVES


Shape Characteristics




COMPOUND




SIMPLE




TOOTHED



SMOOTH




PINNATE




LOBED


Attachment Characteristics



OPPOSITE



ALTERNATE



WHORLED



Release Your Inner Botanist

- 1 Draw 6 examples of different leaf characteristics.
- 2 Name each plant.
- 3 List the characteristic each represents.

Name: _____

Plant Name: _____

Characteristic: _____

Plant Name: _____

Characteristic: _____

Plant Name: _____

Characteristic: _____

Plant Name: _____

Characteristic: _____

Plant Name: _____

Characteristic: _____

Plant Name: _____

Characteristic: _____

Plant Name: _____

Characteristic: _____

Plant Name: _____

Characteristic: _____