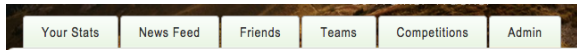


# Inviting Members to a Team



**CREATE A TEAM**

The Ellens

Privacy:  Public  Private

Allow walkers who are not members to view this team and its discussions?  
You can change this option later.

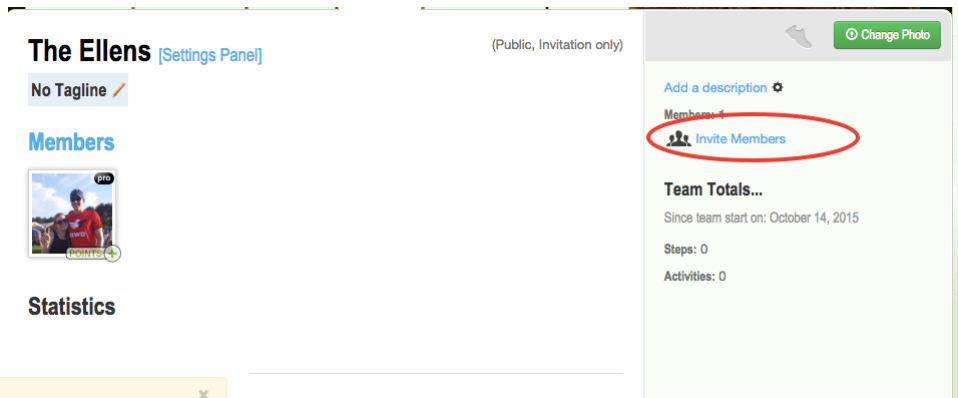
Exclusivity:  Open  Invite Only

If you select 'invitation only', you will need to invite each member to enable them to join. If you're creating a private team, it will be invite only by default. You can change this option later.

**CREATE TEAM**

If you want control over who can join your team, make sure that it is set to Public and Invite Only. This way the team is searchable but you still are able to control who joins.

Click on Invite Members (the team creator or team captain is the only one who can do this).



## INVITE OTHER WALKERS...

**A Couple of Notes:**  
Please only invite people who know you. If the person is not yet a Walker Tracker user, use the [Invite a Friend](#) page, then invite them to the team after they've signed up.

by Username  by Email  by Link

EllenRose

PAGES: 1

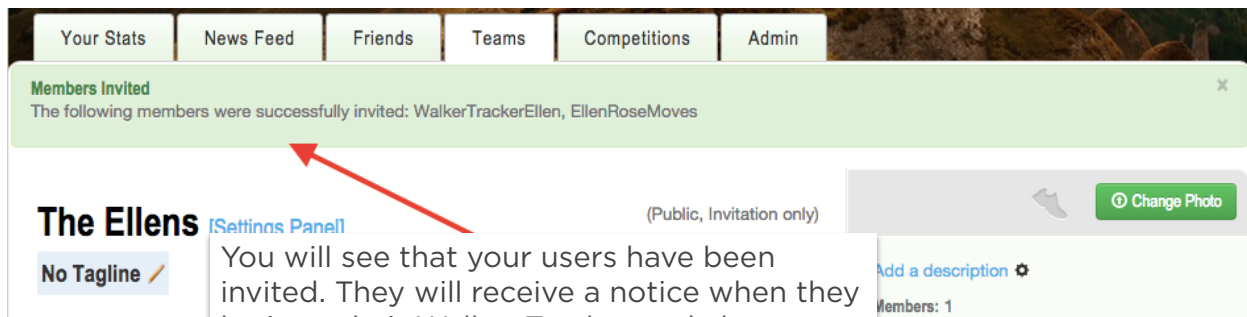
EllenRose21 (Ellen)

EllenRoseMoves (Ellen)

**Selected Users**  
WalkerTrackerEllen, EllenRoseMoves

**Invite Selected Users**

Scroll down and find "Invite Other Walkers". Search for them by username, email or link. Make sure to select the user and then click Invite Selected Users.



You will see that your users have been invited. They will receive a notice when they login to their Walker Tracker and also an email invite.