

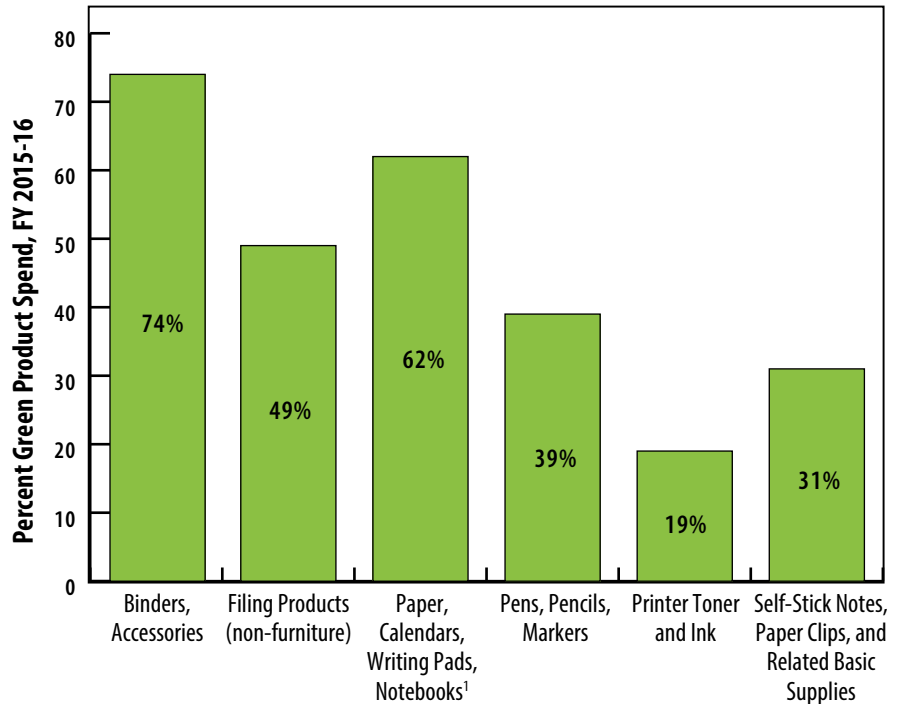


Green Spend Snapshot

CITY OF PORTLAND PROCUREMENT SERVICES
Fiscal Year 2015-16

As guided by the City's Sustainable Procurement Policy and related sustainability directives, the City of Portland aims to take a comprehensive approach to procuring goods and services such that environmental and social impacts are incorporated into procurement decisions along with traditional fiscal considerations. While the scope of this work affects a large variety of City purchases, the following data is a green spend snapshot from those City contracts where vendor usage reports are available.

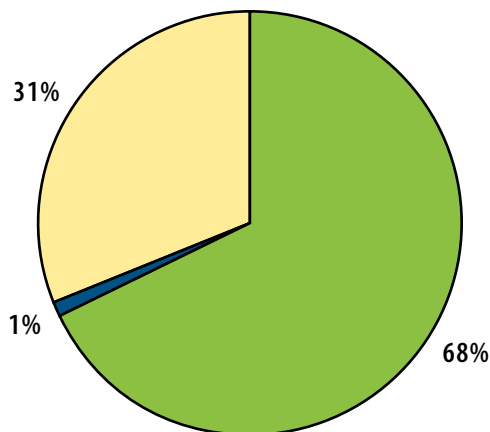
Office Supplies



Basic Office Supply Product Category

¹ Does not include most white copy/printer paper, as that is provided on a different contract.

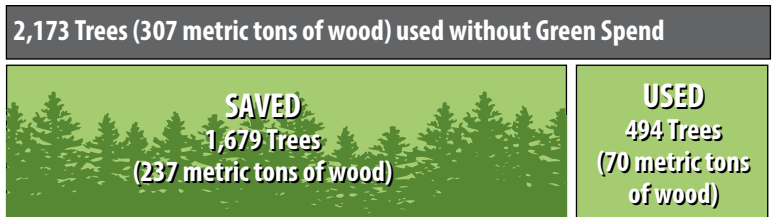
Office Paper



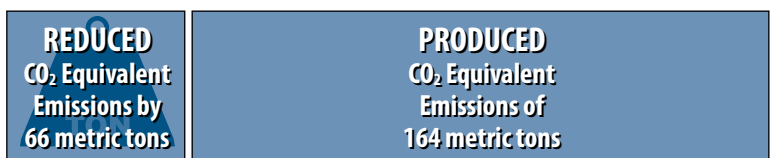
Recycled Content	
■	100% PCW
■	30-50% PCW
■	0% PCW

**White, Cut-sheet, 20 lb.,
8.5 x 11 inch Paper
FY 2015-16
(By Quantity Purchased)**

Environmental Benefits Realized from Office Paper Green Spend, FY 2015-16



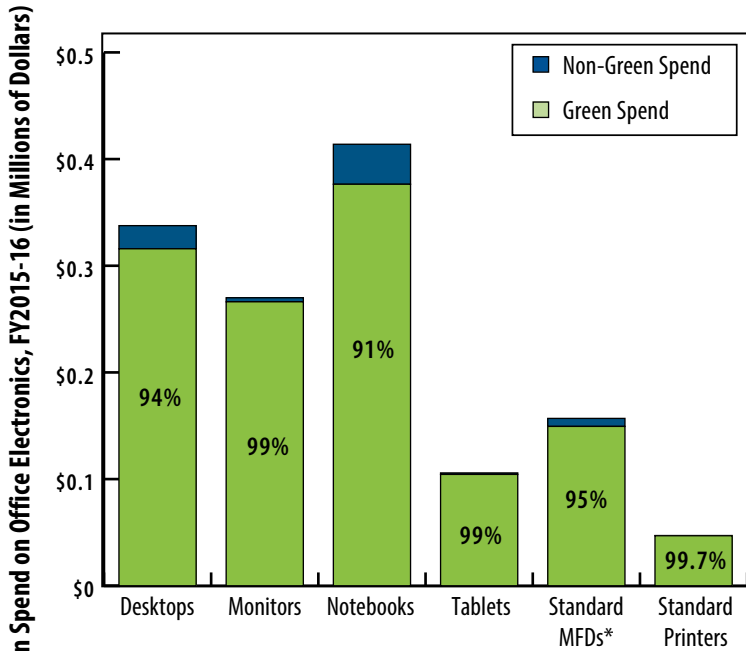
Benefit Realized from Green Spend on Paper



230 metric tons CO₂ equivalent/GHG Emissions without Green Spend




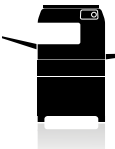
Environmental impact estimates were made using the Environmental Paper Network Paper Calculator Version 3.2. For more information visit www.papercalculator.org.

Office Electronics



Green Spend includes products that are ENERGY STAR qualified or EPEAT registered.
*MFD = Multi-Function Device

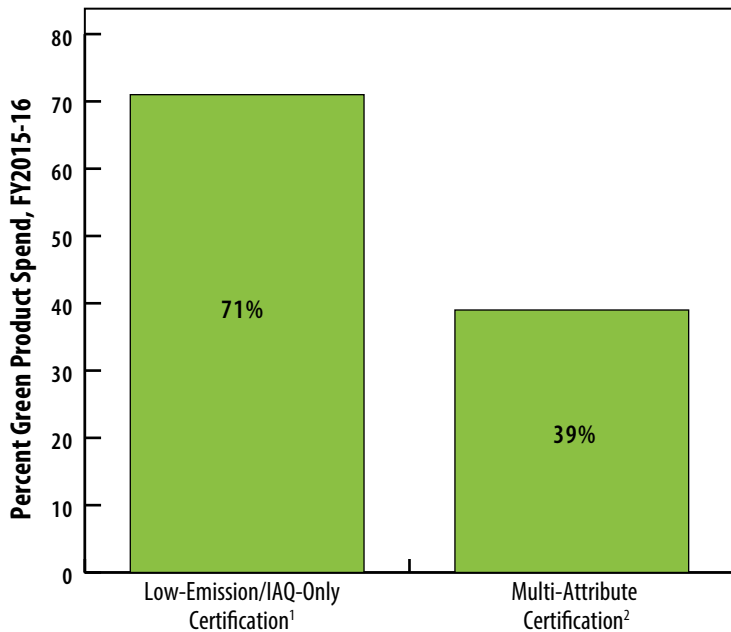
Benefits Realized from Office Electronics Green Spend

	Energy Savings	Greenhouse Gas Emission Reduction	Electricity Cost Savings
	Benefits from EPEAT Desktop Purchases, FY 2010-16		
	2.9 million kWh	1,787 metric tons CO ₂ Equivalent	\$297,345
	Benefits from EPEAT Monitor Purchases, FY 2010-16		
	0.55 million kWh	357 metric tons CO ₂ Equivalent	\$56,488
	Benefits from EPEAT Notebook Purchases, FY 2010-16		
	0.15 million kWh	96.9 metric tons CO ₂ Equivalent	\$15,055
	Benefits from EPEAT Printer & MFD Purchases, FY 2013-16		
	0.45 million kWh	302 metric tons CO ₂ Equivalent	\$46,786

For Computers, Monitors, Notebooks: Benefits calculated using the EPA's Electronics Environmental Benefits Calculator (EEBC) for Computers version 3.1 (FY10-14) and version 4 (FY14-16). Benefits represent those expected over the lifetime of the product.

For MFDs and Printers: Benefits calculated using the EPA's EEBC for Imaging Equipment version 1. Benefits represent those expected over the lifetime of the product. FY 2013-14 was the first year spend data was calculated for MFDs and Printers.

Office Furniture



Third-Party Furniture Certifications*

¹ Products certified to ANSI/BIFMA Furniture Emissions Standard X7.1-2011 and/or the California Department of Public Health Standard Method v1.1-2010.

² Multi-attribute certifications include BIFMA level™ and Cradle to Cradle Certified™

* Furniture products included in the analysis: stand-alone office furniture/chairs and major systems furniture components

For More Information

Contact Stacey Foreman, Sustainable Procurement Coordinator, City of Portland Procurement Services, 503-823-5047
www.portlandoregon.gov/buygreen