



## **ABAVN Retire Asset By Trade-in and Scrapping**

### **Purpose**

Use this procedure to retire an asset that has been scrapped.

### **Trigger**

Perform this procedure when a Capital Asset Disposal and Transfer form has been received, and an asset needs to be scrapped or partially retired.

### **Prerequisites**

- You should know the asset main number and/or sub-number to be retired.
- Know the dollar amount if this transaction is a partial retirement.

### **Menu Path**

Use the following menu path to begin this transaction:

N/A

### **Transaction Code**

ABAVN

### **Helpful Hints**

- R/O/C column in tables represents Required, Optional, or Conditional entry.
- This transaction is used both for asset retirement by scrapping and asset trade-in.
- In the case of a trade-in, this transaction is done in conjunction with the purchasing transaction, *Create Purchase Requisition* (ME51N).
- This example shows a Partial Retirement of a group of assets.



## ABAVN Retire Asset By Trade-in and Scrapping

### Procedure

1. Start the transaction using the menu path or transaction code.

#### Enter Asset Transaction: Asset Retirement by Scrapping

The screenshot shows the SAP 'Enter Asset Transaction: Asset Retirement by Scrapping' interface. At the top, there is a menu bar with 'Transaction', 'Edit', 'Goto', 'Extras', 'Environment', 'System', and 'Help'. Below the menu is a toolbar with various icons. The main header area contains the title and several buttons: 'Line items', 'Change company code', and 'Multiple assets'. The 'Company Code' field is set to 'COP1' and the 'City of Portland' is selected. The 'Asset' field is empty. Below this, there are four tabs: 'Transaction data', 'Additional details', 'Partial retirement', and 'Note'. The 'Transaction data' tab is active, showing fields for 'Document Date', 'Posting Date' (09/03/2008), 'Asset value date', and a 'Text' field. At the bottom right of the window, the status bar shows 'ABAVN', 'saptrp', and 'OVR'.

2. As required, complete/review the following fields:

Field	R/O/C	Description
Asset	R	The number which, together with the asset subnumber, identifies a fixed asset in Asset Accounting. <b>Example:</b> 500000



### **ABAVN Retire Asset By Trade-in and Scrapping**

<b>Field</b>	<b>R/O/C</b>	<b>Description</b>
Document Date	R	Appearing in the document header, it is used primarily as the document input date. <b>Example:</b> 090308
Asset value date	R	The date to be used in any asset valuation transaction. <b>Example:</b> 090308
Text	R	Free text field used to provide additional information or an item description with reference to the current activity. <b>Example:</b> Retire Prior Value Naito Pkwy, Reconstructed

3. Click **Additional details** [Additional details](#) .



## ABAVN Retire Asset By Trade-in and Scrapping

### Enter Asset Transaction: Asset Retirement by Scrapping

Transaction Edit Goto Extras Environment System Help

Transaction: Asset Retirement by Scrapping

Line items Change company code Multiple assets

Company Code COP1 City of Portland  
Asset 500000 0 PAVING BEG BAL GASB 34 28/28



Transaction data Additional details Partial retirement Note

Special spec. for document  
Posting Period  
Document Type

Special spec. for transaction  
Transaction Type  
Trading Partner

Additional info on document  
Reference  
Allocation

ABAVN sapdrp INS

4. Click **Transaction Type** field  .  
 For single assets, the transaction type will default and an entry is not necessary.
5. Click **Transaction Type** matchcode  . The *Transaction Type (1) XXXX Entries found* screen displays.




## ABAVN Retire Asset By Trade-in and Scrapping

Transaction Type (1) XXXX Entries found

Cl.	TType	Transaction type name
200	211	Retirement due to catastrophe, with revenue
200	216	Retirement with revenue - Finnland EVL
200	220	Retirement to affiliated company, w/o revenue
200	230	Retirement to affiliated company with revenue
200	250	Retirement of current-yr acquis., w/o revenue
200	251	Retrmt curr-yr acquis., w/o rev.,due to catastrophe
200	256	Retirmt curr.yr acquis.w/o revenue Finnland EVL
200	259	Retrmt. of curr-yr acq. from inv.meas. w/o revenue
200	260	Retirement of current-year acquis. with revenue
200	261	Retrmt curr-yr acquis., w/ rev.,due to catastrophe
200	266	Retirmt curr. yr acquis. w/ revenue - Finnland EVL
200	270	Retrmt of curr-yr acquis. to affil.co. w/o revenue
200	275	Retrmt. of curr-yr acquis. to affil. co. w/ revenue
200	C20	Retirement prior-yr acquis. w/o revenue (Leasing)
200	C25	Retirement current-yr acquis. w/o revenue(Leasing)
200	Z01	Group Assets: Retirement without revenue
200	Z02	Group Assets: Retirement of current-yr acq w/o rev
200	Z03	Group Assets: Retirement with revenue
200	Z04	Group Assets: Retirement of current-year acq w/rev

6. Click **Z01 Group Assets: Retirement without revenue**

Z01 Group Assets: Retirement without revenue

7. Click **Continue (Enter)**  to return to the *Enter Asset Transaction: Asset Retirement by Scrapping* screen.



## ABAVN Retire Asset By Trade-in and Scrapping

### Enter Asset Transaction: Asset Retirement by Scrapping

The screenshot shows the SAP S109 transaction interface. At the top, there is a menu bar with options: Transaction, Edit, Goto, Extras, Environment, System, and Help. Below the menu is a toolbar with various icons. The main header area displays the transaction title "Enter Asset Transaction: Asset Retirement by Scrapping" and several action buttons: "Line items", "Change company code", "Multiple assets", and a print icon. The data entry section includes fields for "Company Code" (COP1), "City of Portland", and "Asset" (500000). Below this, there are tabs for "Transaction data", "Additional details", "Partial retirement", and "Note". The "Transaction data" tab is active, showing three sub-sections: "Special spec. for document" with fields for "Posting Period" and "Document Type"; "Special spec. for transaction" with fields for "Transaction Type" (201) and "Trading Partner"; and "Additional info on document" with fields for "Reference" and "Allocation". The bottom status bar shows the user ID "ABAVN", the system "sapdrp", and the instance "INS".

8. Click **Partial retirement** Partial retirement .



## ABAVN Retire Asset By Trade-in and Scrapping

### Enter Asset Transaction: Asset Retirement by Scrapping

The screenshot shows the SAP Easy Access interface for the transaction 'Enter Asset Transaction: Asset Retirement by Scrapping'. The top menu bar includes 'Transaction', 'Edit', 'Goto', 'Extras', 'Environment', 'System', and 'Help'. The SAP logo is visible in the top right corner. Below the menu bar, there are several icons for navigation and actions. The main area contains the following fields and options:

- Company Code:** COP1
- City of Portland:** 0
- Asset:** 500000
- PAVING BEG BAL GASB 34 28/28:** 0

Below these fields, there are four tabs: 'Transaction data', 'Additional details', 'Partial retirement', and 'Note'. The 'Transaction data' tab is active, showing the following fields:

- Amount posted:** (Yellow highlight)
- Percentage rate:** (White)
- Quantity:** (White)

Under the 'Related to' section, there are two radio buttons:

- Prior-year acquis.
- From curr.-yr aquis.

The bottom status bar shows 'ABAVN', 'sapdrp', and 'INS'.

9. As required, complete/review the following fields:

Field	R/O/C	Description
Amount posted	R	Amount posted on document. <b>Example:</b> 1500000

10. Click **Save** .
11. Click **Exit** . The *SAP Easy Access* screen displays.



## ABAVN

### Work Instruction

## ABAVN Retire Asset By Trade-in and Scrapping



The system returns the message, "*Asset transaction posted with document no. COP1 XXXX*".





## ABAVN

### Work Instruction

## ABAVN Retire Asset By Trade-in and Scrapping

### Result

You have retired an asset by scrapping.