



## Run Grant Index Report for Grant Sponsors (S\_ALN\_01000161)

### Purpose

Use this procedure to review a list of sponsors with the ability to drill down to the sponsor master data.

### Trigger

Perform this procedure when you need to view the sponsors that have been set up in the system.

### Prerequisites

The Sponsor (Business Partner) must have been created (BP).

### Menu Path

N/A

### Transaction Code

S\_ALN\_01000161

### Helpful Hints

- R/O/C column in tables represents Required, Optional, or Conditional entry.
- This example shows a single sponsor, but you can also choose to view a range, or use other fields on the initial screen to limit the view in various ways. If you make no selection and click **Execute**, you will see the complete list.

While reviewing the Master Data Index for Grant Sponsors, you may choose to perform drill-down functions to a specific grant in the list, or change the report layout, or download the report to MS Office files. These are just some of the standard reporting features available in this report. Please follow the general SAP report guidelines for details on these general reporting processes and maneuvers.



## Run Grant Index Report for Grant Sponsors (S\_ALN\_01000161)

### Procedure

1. Start the transaction using the transaction code, S\_ALN\_01000161.

#### Master Data Index for Grant Sponsors

The screenshot shows the SAP 'Master Data Index for Grant Sponsors' interface. It includes a menu bar (Program, Edit, Goto, System, Help) and a toolbar. The main area is divided into several sections:

- Object:** Fields for Sponsor, Customer, Created on, and Modified on, each with a 'to' field and a search icon.
- Responsibilities:** Fields for Responsibility Type, HR Planning Object Type, and Object ID.
- Sponsor used in:** A field for Grant with a 'to' field and a search icon.
- ALV:** A field for Layout.

The status bar at the bottom shows 'DRP (1) 200', 'sapdrp', and 'INS'.

2. As required, complete/review the following fields:

Field	R/O/C	Description
Sponsor	R	The Sponsor is the provider of the funds. The term currently used for Sponsor in the city is Grantor. <b>Example:</b> GM0001

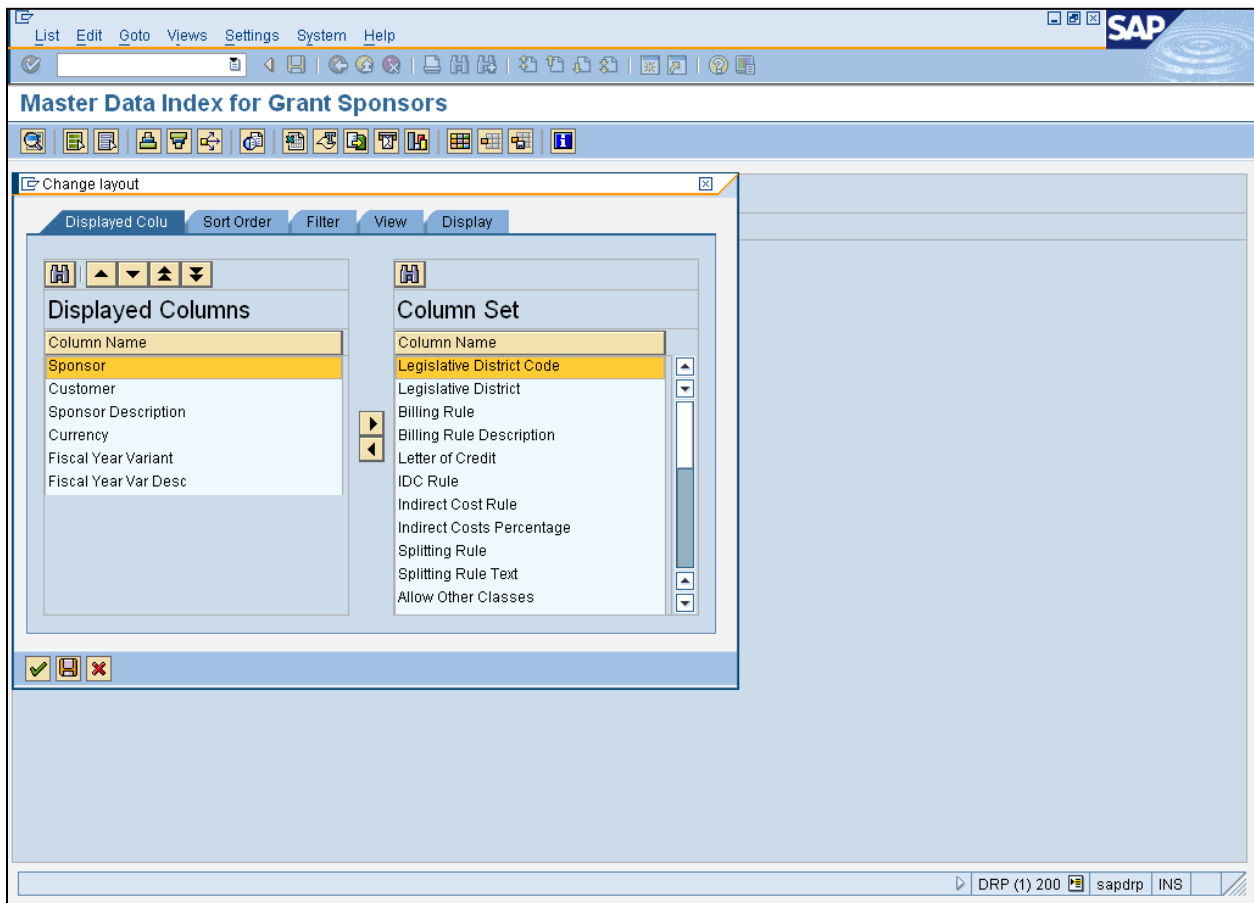
3. Click **Execute** . The report list displays.



## Run Grant Index Report for Grant Sponsors (S\_ALN\_01000161)

4. Click **Change layout**  . The *Change layout* dialog box displays.

### Change layout

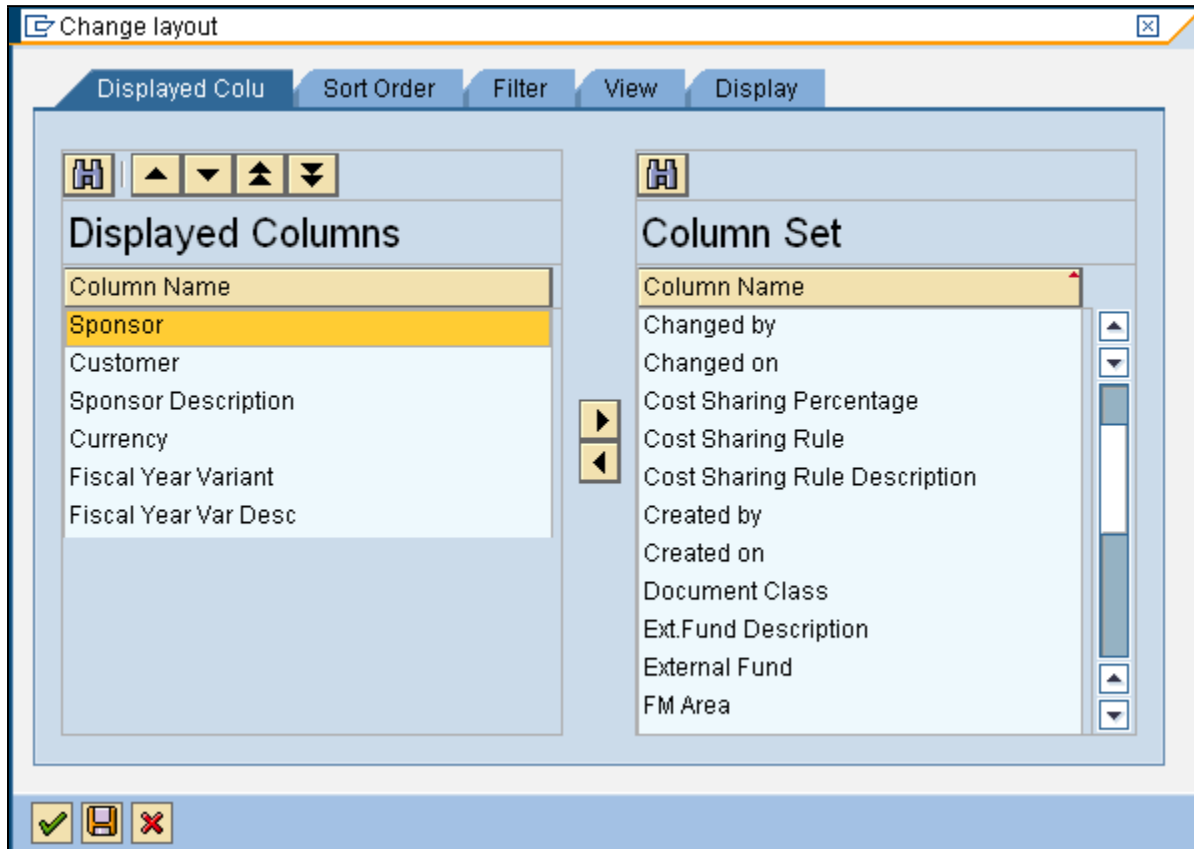




5. Click the down arrow  to scroll down the list.



## Run Grant Index Report for Grant Sponsors (S\_ALN\_01000161)

### Change layout



6. Click **External Fund** External Fund .
7. Click **Show selected fields**  .
8. Click **Transfer (Enter)**  . The dialog box closes and the report updates with the new fields.



## Run Grant Index Report for Grant Sponsors (S\_ALN\_01000161)

### Master Data Index for Grant Sponsors

Sponsor	Customer	Sponsor Description	Crcy	FV	Fiscal Year Var Desc	Ext. Fund
GM0001	GM0001	US Department of Justice	USD	V9	Oct.- Sept., 4 special periods	252000

9. As required, complete/review the following fields:

Field	R/O/C	Description
Sponsor	R	The Sponsor is the provider of the funds. The term currently used for Sponsor in the city is Grantor. <b>Example:</b> GM0001



## Run Grant Index Report for Grant Sponsors (S\_ALN\_01000161)

### Display Organization: GM0001, role Sponsor

The screenshot shows the SAP Business Partner display interface for GM0001. The title bar reads "Display Organization: GM0001, role Sponsor". The main content area is divided into several sections:

- Business Partner:** GM0001, US Department of Justice / Washington DC 20530. Display in BP role: Sponsor.
- Address Overview:** Includes tabs for Address, Address Overview, Identification, Control, Payment Transactions, Status, Grant Basic Data, Grant Attributes, and Permitted Spon...
- Name:** Title, Name (US Department of Justice).
- Search Terms:** Search Term 1/2: USDOJ.
- Standard Address:** Includes a Print Preview button and fields for Street Address (House no./street: 1100 Vermont Avenue, NW; City/State/ZIP Code: Washington DC 20530; Country: US USA District of Columbia; Time zone: EST; Jurisdict. code).
- PO Box Address:** PO Box field.

The status bar at the bottom right shows "DRP (1) 200 sapdrp INS".

10. Click **Grant Basic Data** tab **Grant Basic Data**.



## Run Grant Index Report for Grant Sponsors (S\_ALN\_01000161)

### Display Organization: GM0001, role Sponsor

Business Partner  US Department of Justice / Washington DC 20530  
Display in BP role

Address Address Overview Identification Control Payment Transactions Status Grant Basic Data Grant Attributes Permitted Spon...

Grant Type	Description	Valid From Date
51	General Grant	07/01/2006

Grant Type Detail ... Entry 1 of 1

General Data  
Leg. District Code

General Accounting  
Currency  United States Dollar  
Fiscal Yr. variant  Oct.- Sept., 4 special periods

External Funding  
FM Area  City of Portland  
External Fund  Federal Grants

DRP (1) 200 sapdrp INS

11. Click **Back** . The *Master Data Index for Grant Sponsors* screen displays.



## Run Grant Index Report for Grant Sponsors (S\_ALN\_01000161)

### Master Data Index for Grant Sponsors

The screenshot shows the SAP Master Data Index for Grant Sponsors screen. The title bar includes 'List Edit Goto Views Settings System Help' and the SAP logo. Below the title bar is a toolbar with various icons. The main content area displays a table with the following data:

Sponsor	Customer	Sponsor Description	Crcy	FV	Fiscal Year Var Desc	Ext. Fund
GM0001	GM0001	US Department of Justice	USD	V9	Oct- Sept, 4 special periods	252000

The status bar at the bottom right shows 'DRP (1) 200 sapdrp INS'.

12. Click **Back** . The *Master Data Index for Grant Sponsors* initial screen displays.
13. Click **Exit** . The *SAP Easy Access* screen displays.





**S\_ALN\_01000161**

**Work Instruction**

## **Run Grant Index Report for Grant Sponsors (S\_ALN\_01000161)**

### **Result**

You have viewed the Master Data Index for Grant Sponsors.