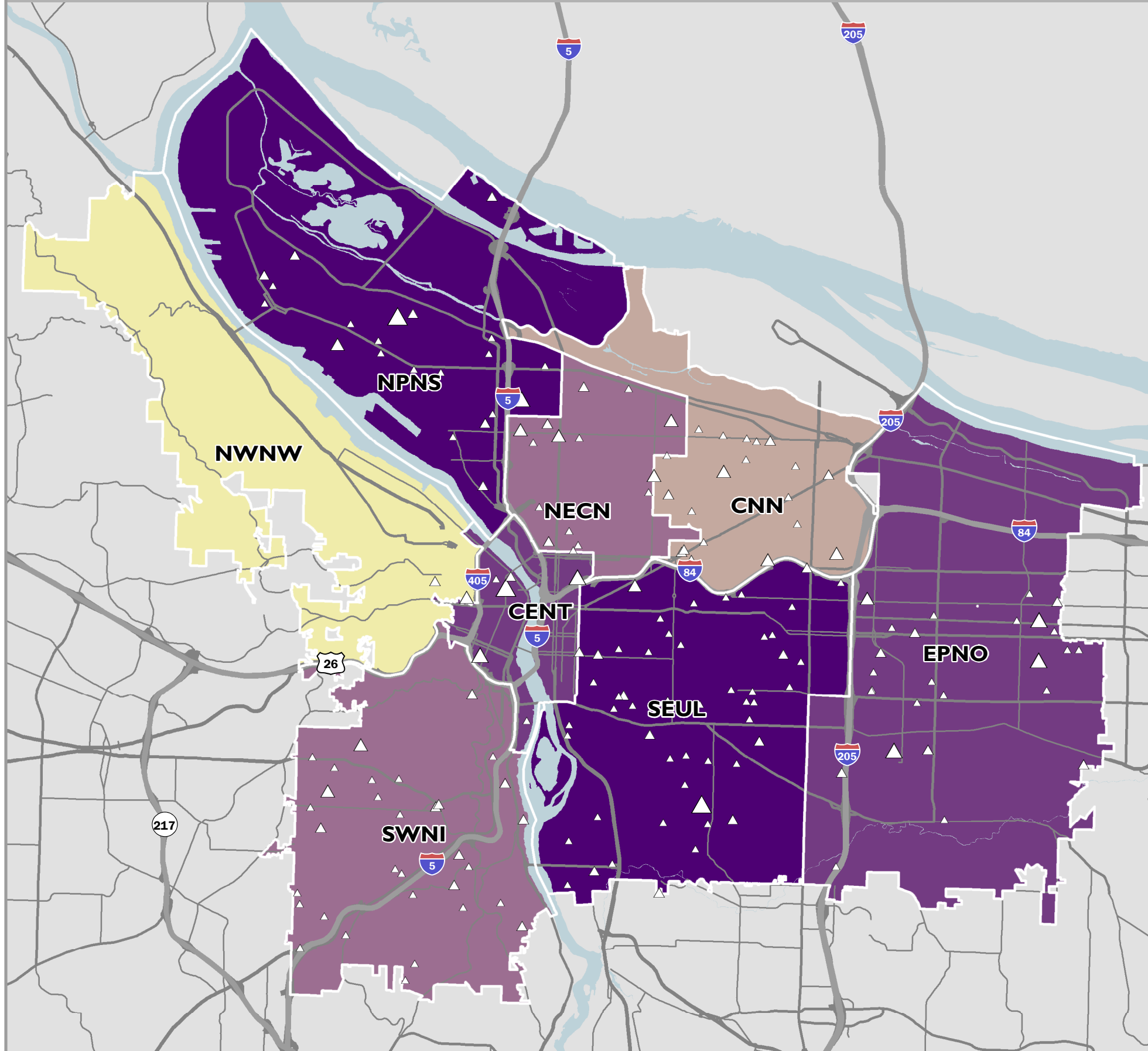


PARTICIPATION IN NATIONAL NIGHT OUT PARTIES

FY2012-13 OFFICE OF NEIGHBORHOOD INVOLVEMENT



BUREAU NOTES

Overview

Office of Neighborhood Involvement's mission is to promote a culture of civic engagement by connecting and supporting all Portlanders working together and with government to build inclusive, safe and livable neighborhoods and communities.

The Crime Prevention Program is one of four major program areas in ONI. The Crime Prevention Program's goals are to:

1. Increase community participation and stewardship of neighborhood public safety efforts
2. Offer training and educational resources to address crime trends and community needs
3. Facilitate problem solving efforts by coordinating public safety teams and resources
4. Assist in establishing sustainable communication links between the community and public safety system

A fundamental basis for these goals is the fact that a cohesive neighborhood, in which people know each other and have collective efficacy, is a safer neighborhood.

Level of Service

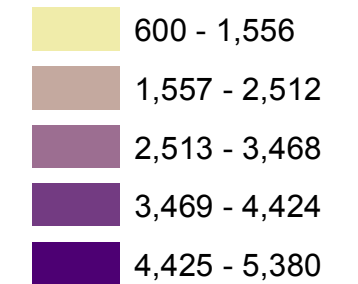
Among many other Crime Prevention Program offerings for the public is the annual celebration of National Night Out, which is the first Tuesday of every August. Community members are encouraged and taught by the Crime Prevention Program how to have a party with their neighbors. The parties are public safety focused, and are visited by police officers, firefighters, crime prevention coordinators, elected officials, and many others. Neighbors reinforce their bonds with each other and with their government, thereby increasing their cohesiveness. They play games together, share food, talk to public safety officials, and discuss issues of common interest, such as the safety of the neighborhood.

Map Discussion

Every year for National Night Out there are approximately 160 parties attended by approximately 20,000 people. This map shows the attendance at NNO parties in 2013, as reported by the party hosts, by the eight geographic areas. 2013 was the 30th anniversary of National Night Out, and it was also the largest celebration yet in Portland. There were 177 parties, with a projected attendance of 27,497.

LEGEND


Number of Party Attendees



GIS Data Classification Method - Equal Interval

NNO Party Locations

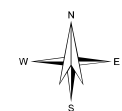
Anticipated Attendees



Mapping Geographies

- CENT** - Central City
- CNN** - Central Northeast Neighborhood
- EPNO** - East Portland Neighborhood Office
- NECN** - Northeast Coalition of Neighborhoods
- NPNS** - North Portland Neighborhood Services
- NWNW** - Neighbors West/Northwest
- SEUL** - Southeast Uplift Neighborhood Coalition
- SWNI** - Southwest Neighbors, Inc.

The information on this map was derived from City of Portland GIS databases. Care was taken in the creation of this map but it is provided "as-is". The City of Portland cannot accept any responsibility for error, omissions, or positional accuracy, and therefore, there are no warranties which accompany this product. However, notification of any errors will be appreciated.



Revision Date 11-26-2013