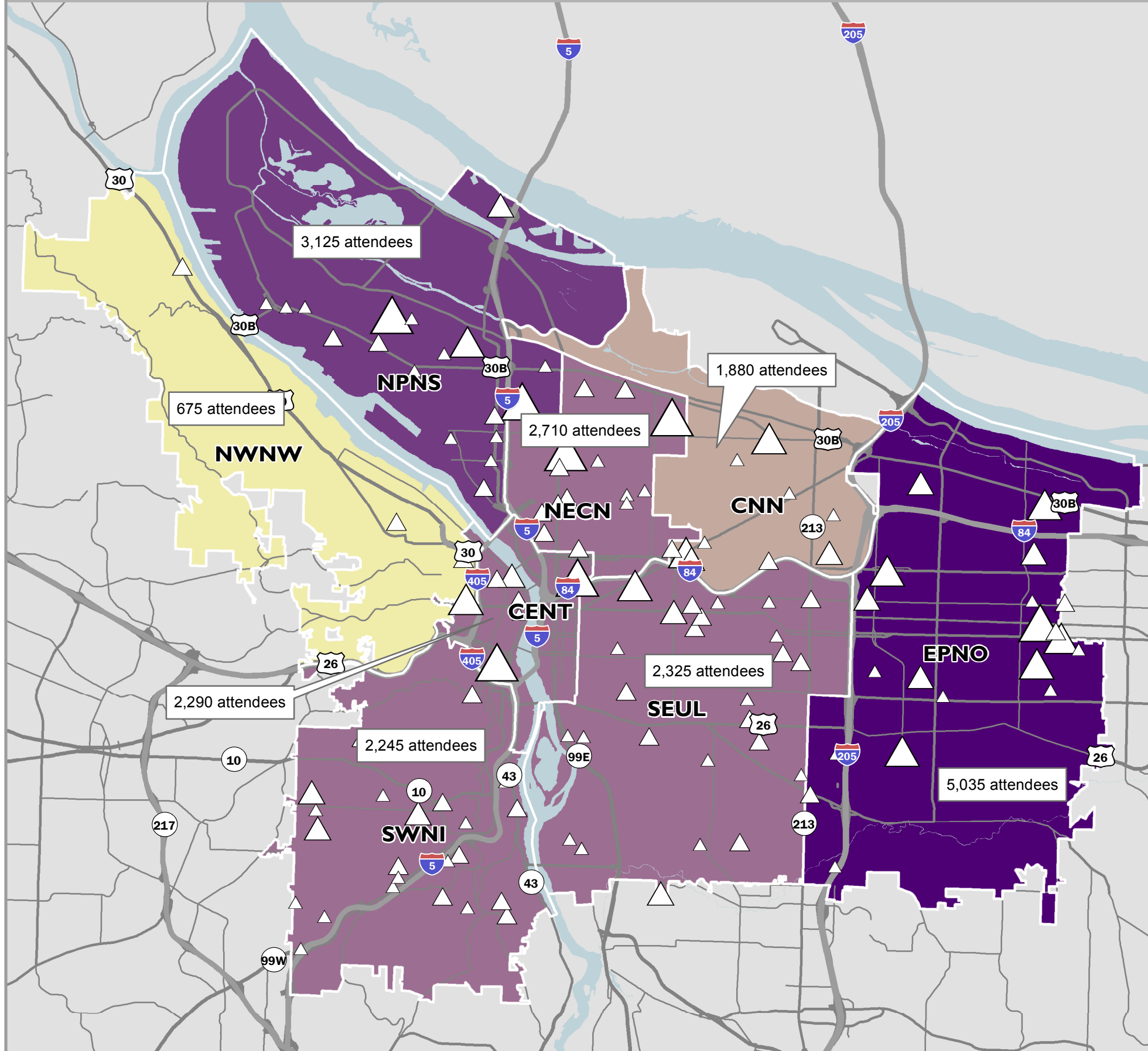


# PARTICIPATION IN NATIONAL NIGHT OUT PARTIES

FY2014-15 OFFICE OF NEIGHBORHOOD INVOLVEMENT



## BUREAU NOTES

### Overview

Office of Neighborhood Involvement's mission is to promote a culture of civic engagement by connecting and supporting all Portlanders working together and with government to build inclusive, safe and livable neighborhoods and communities.

The Crime Prevention Program is one of four major program areas in ONI. The Crime Prevention Program's goals are to:

1. Increase community participation and stewardship of neighborhood public safety efforts
2. Offer training and educational resources to address crime trends and community needs
3. Facilitate problem solving efforts by coordinating public safety teams and resources
4. Assist in establishing sustainable communication links between the community and public safety system

A fundamental basis for these goals is the fact that a cohesive neighborhood, in which people know each other and have collective efficacy, is a safer neighborhood.

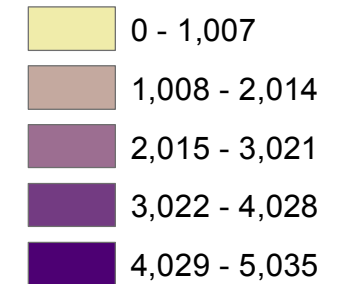
Among many other Crime Prevention Program offerings for the public is the annual celebration of National Night Out, which is the first Tuesday of every August. Community members are encouraged and taught by the Crime Prevention Program how to have a party with their neighbors. The parties are public safety focused, and are visited by police officers, firefighters, crime prevention coordinators, elected officials, and many others. Neighbors reinforce their bonds with each other and with their government, thereby increasing their cohesiveness. They play games together, share food, talk to public safety officials, and discuss issues of common interest, such as the safety of the neighborhood.

### Map Discussion

In Portland, for the annual celebration of National Night Out, there were approximately 120 parties with a total attendance of over 20,000. This map shows attendance at NNO parties in August 2015, as reported by party hosts, in the eight geographic areas. The 2015 celebration featured 122 parties, with a reported attendance of 20,735. This number is down slightly from the prior two years.

## LEGEND

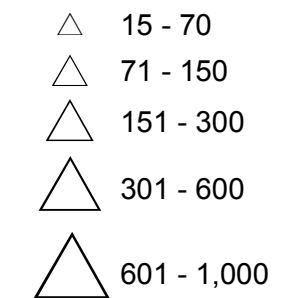
### Number of Party Attendees



GIS Data Classification Method - Equal Interval

### NNO Party Locations

#### Attendees



### Mapping Geographies

- CENT** - Central City
- CNN** - Central Northeast Neighborhood
- EPNO** - East Portland Neighborhood Office
- NECN** - Northeast Coalition of Neighborhoods
- NPNS** - North Portland Neighborhood Services
- NWNW** - Neighbors West/Northwest
- SEUL** - Southeast Uplift Neighborhood Coalition
- SWNI** - Southwest Neighbors, Inc.

The information on this map was derived from City of Portland GIS databases. Care was taken in the creation of this map but it is provided "as-is". The City of Portland cannot accept any responsibility for error, omissions, or positional accuracy, and therefore, there are no warranties which accompany this product. However, notification of any errors will be appreciated.

