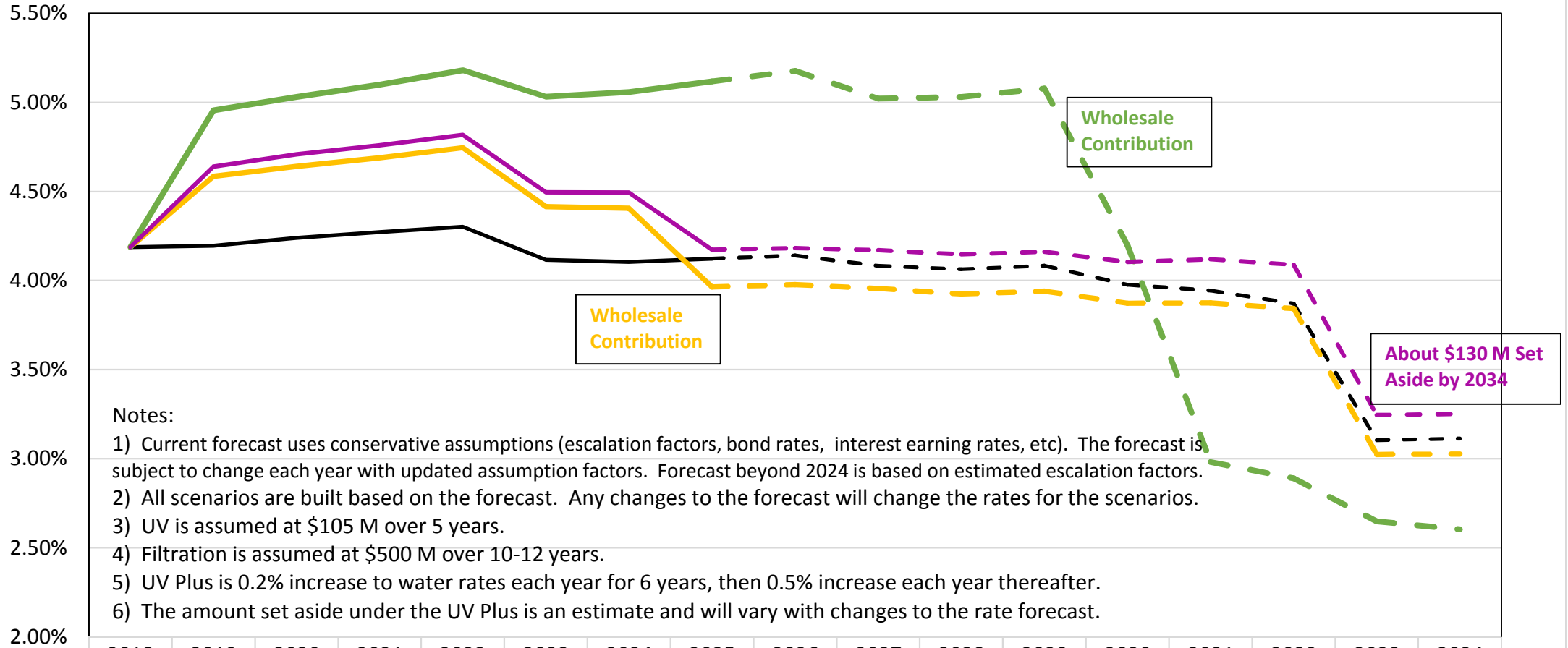
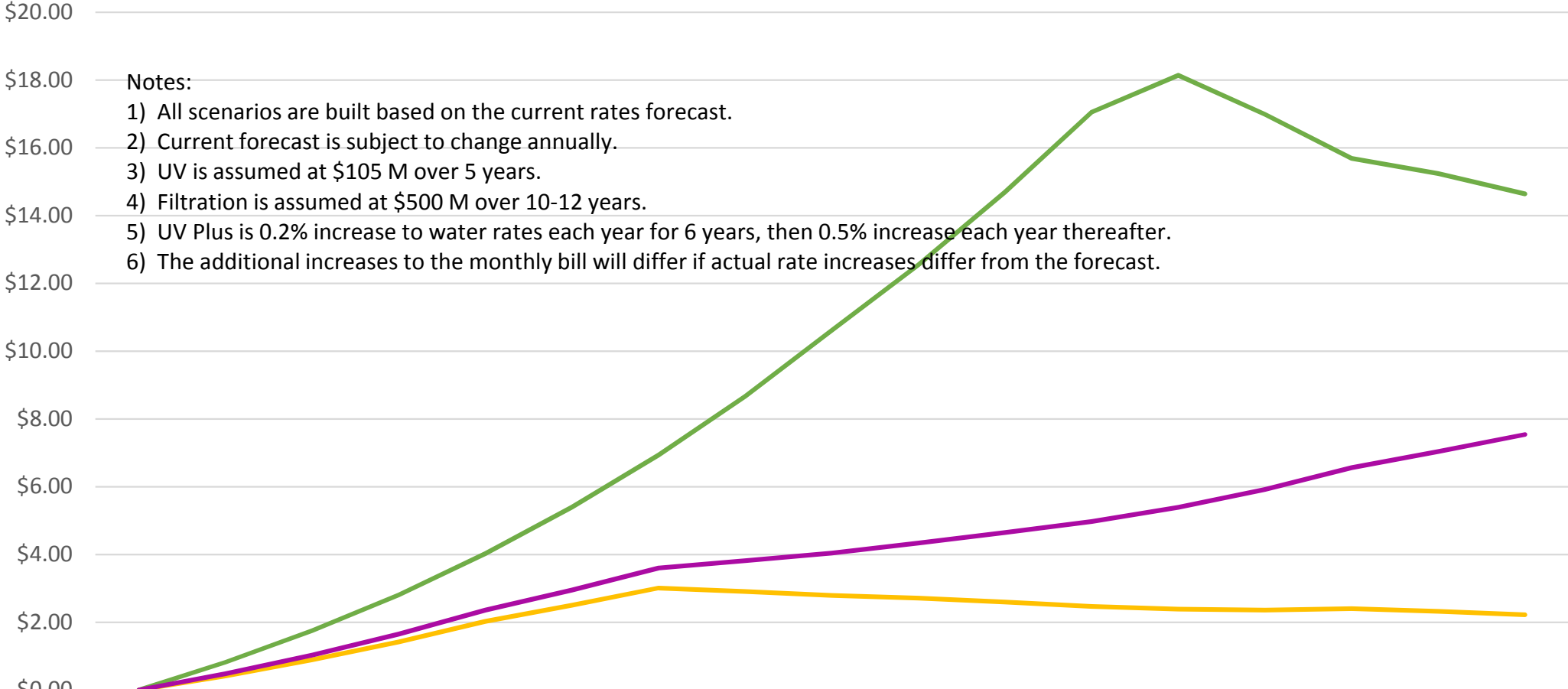


# Annual Water/Sewer Combined Rate Increases



	2018	2019	2020	2021	2022	2023	2024	2025	2026	2027	2028	2029	2030	2031	2032	2033	2034
— Current Forecast	4.19%	4.20%	4.24%	4.27%	4.30%	4.12%	4.10%	4.12%	4.14%	4.08%	4.06%	4.08%	3.98%	3.94%	3.87%	3.10%	3.11%
— UV	4.19%	4.58%	4.64%	4.69%	4.75%	4.41%	4.41%	3.96%	3.98%	3.96%	3.92%	3.94%	3.87%	3.87%	3.84%	3.02%	3.03%
— Filtration	4.19%	4.96%	5.03%	5.10%	5.18%	5.03%	5.06%	5.12%	5.18%	5.02%	5.03%	5.08%	4.20%	2.98%	2.89%	2.65%	2.60%
— UV Plus	4.19%	4.64%	4.71%	4.76%	4.82%	4.50%	4.49%	4.17%	4.18%	4.17%	4.15%	4.16%	4.10%	4.12%	4.09%	3.25%	3.25%

# Increases to the Monthly Bill Above Forecast



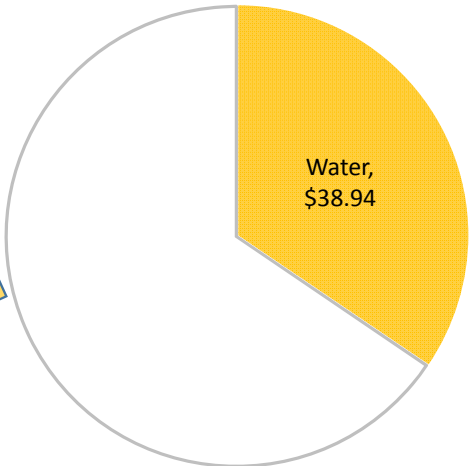
**Notes:**

- 1) All scenarios are built based on the current rates forecast.
- 2) Current forecast is subject to change annually.
- 3) UV is assumed at \$105 M over 5 years.
- 4) Filtration is assumed at \$500 M over 10-12 years.
- 5) UV Plus is 0.2% increase to water rates each year for 6 years, then 0.5% increase each year thereafter.
- 6) The additional increases to the monthly bill will differ if actual rate increases differ from the forecast.

	2018	2019	2020	2021	2022	2023	2024	2025	2026	2027	2028	2029	2030	2031	2032	2033	2034
UV		\$0.42	\$0.89	\$1.42	\$2.03	\$2.50	\$3.01	\$2.91	\$2.79	\$2.71	\$2.60	\$2.47	\$2.39	\$2.36	\$2.40	\$2.32	\$2.22
Filtration		\$0.82	\$1.75	\$2.81	\$4.03	\$5.40	\$6.94	\$8.67	\$10.61	\$12.55	\$14.69	\$17.05	\$18.14	\$16.99	\$15.69	\$15.24	\$14.64
UV Plus		\$0.48	\$1.03	\$1.65	\$2.36	\$2.95	\$3.60	\$3.82	\$4.04	\$4.34	\$4.65	\$4.97	\$5.39	\$5.92	\$6.56	\$7.04	\$7.54

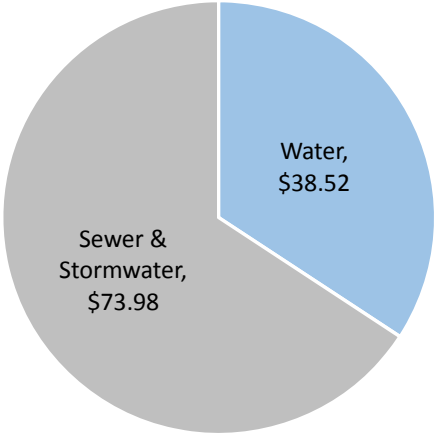
# FY 2018-19 Monthly Bill

### UV

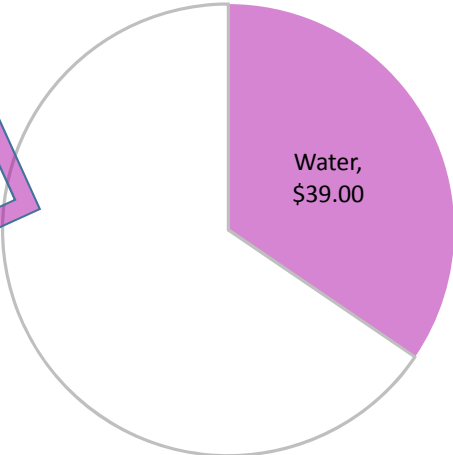


An Additional  
**\$0.42**

### Forecast

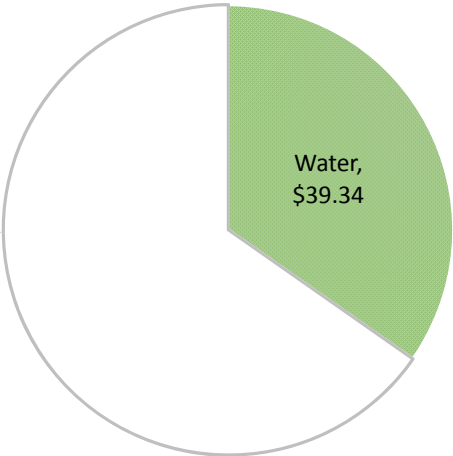


### UV Plus



An Additional  
**\$0.48**

### Filtration



An Additional  
**\$0.82**