

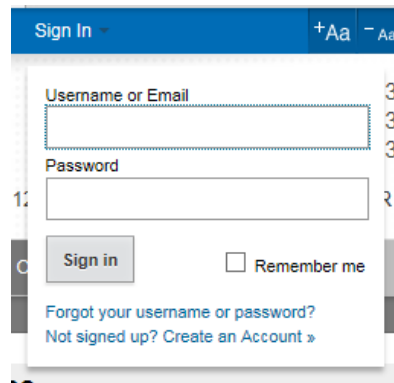
Subscribing to City of Portland’s Notification Service

The City of Portland offers an email notification service that allows subscribers to choose what type of City information they receive. “Civic Life Notification” is Office of Community & Civic Life’s option through this service. By subscribing to Civic Life Notification, you’ll receive information about:

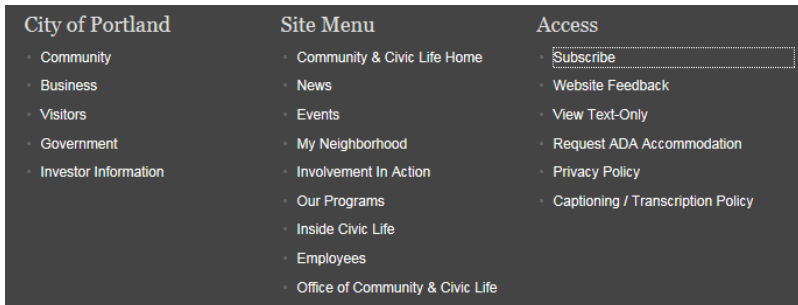
- Office of Community & Civic Life and Civic Life’s nonprofit partners
- Opportunities to influence government decisions

Here’s how to subscribe:

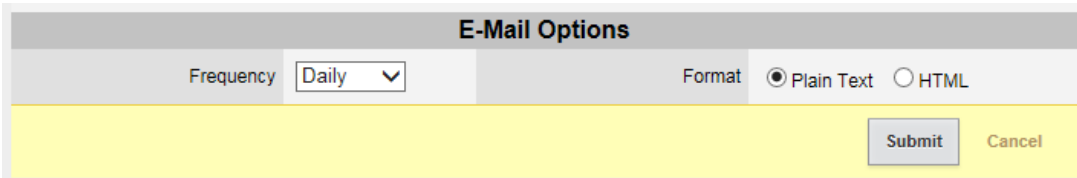
- Go to the City website at www.portlandoregon.gov and click “Sign In” in the upper right hand corner of the screen. If you already have an account, sign in with your username and password (if you can’t recall your password there is a password remind option you can click). If you don’t have an account there is an option to create one.



- Once signed in, scroll to the very bottom of the screen and click the “subscribe” link under the Access header.



You’ll then see a pop up box where you can select any of the category types you wish to subscribe to. If you’d like to receive notifications from Civic Life, make sure the "Civic Life Notification" box is selected, then scroll to the bottom of the dialogue box.



Once you’ve scrolled down you can choose the frequency with which you’d like to receive updates. Be sure to look through all your options before clicking “submit”!

Thank you for subscribing!