

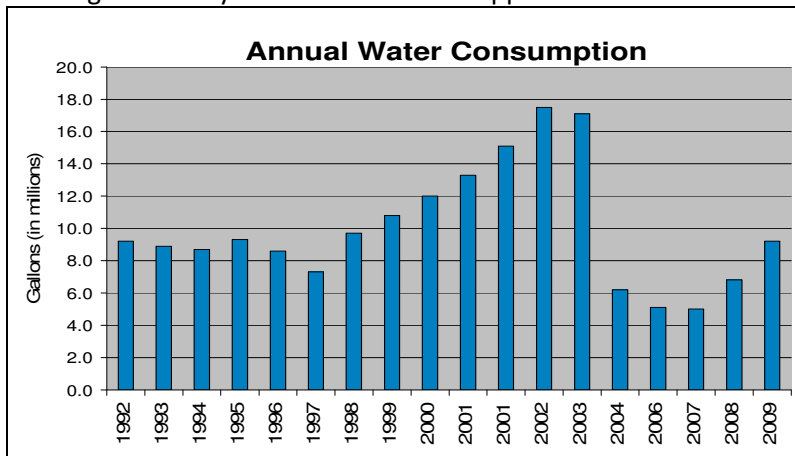
# THE PORTLAND BUILDING SCORECARD

## Quarterly Update



### WATER USAGE & STORMWATER DIVERSION:

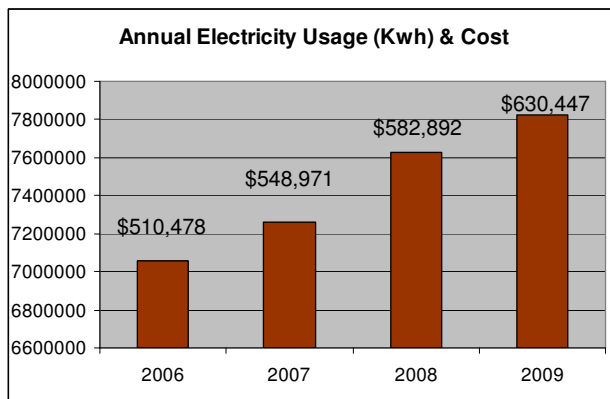
Facilities Services & the Water Bureau are working together to perform a water audit on the building to identify water conservation opportunities. Below is our consumption for the last 18 years.



What happened in 2003/2004?  
Facilities upgraded the building's cooling tower, which reduced the amount of water consumed by 11 million gallons per year!

### ENERGY CONSUMPTION:

U.S. buildings account for 72% of the nation's electricity consumption & almost 40% of the energy use and carbon dioxide emissions. According to the EPA's Energy Star Portfolio Manager, The Portland Building is 74% more efficient than similar buildings in the US. But we can do better!

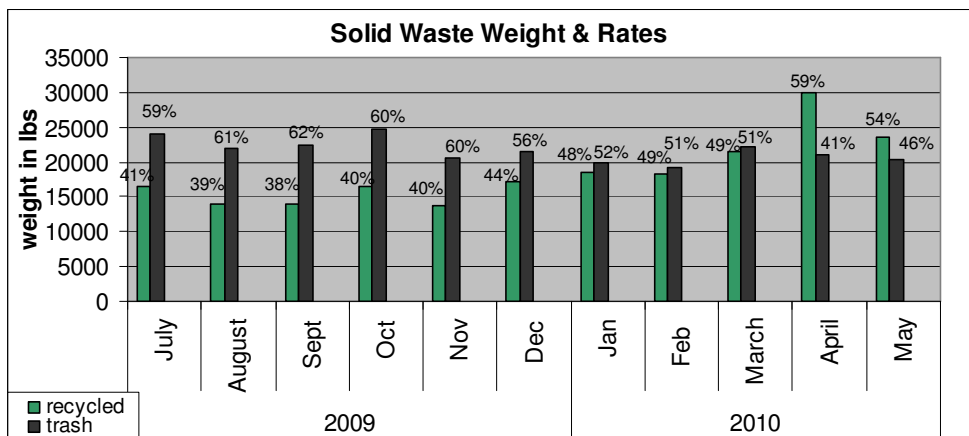


#### How you can help reduce energy:

- Turn off office/cubicle lights when not at your desk.
- Turn off computer & monitor at night.
- Set monitor to "turn off" mode, not screen saver mode when leaving your space.
- Turn off lights when leaving conference rooms.
- Utilize "energy saver" functions on printers and copiers.

### WASTE MANAGEMENT:

The City has a recycling goal of 85% by 2015. This chart represents only waste tracked by our waste hauler. Know of other recycling efforts in the building? Let us know & we can include it.



#### How you can help reduce waste:

- Print double-sided.
- Sign up for electronic pay stubs
- Use reusable kitchenware
- Use a travel mug when purchasing coffee
- Edit drafts electronically
- All electronics can be recycled!

