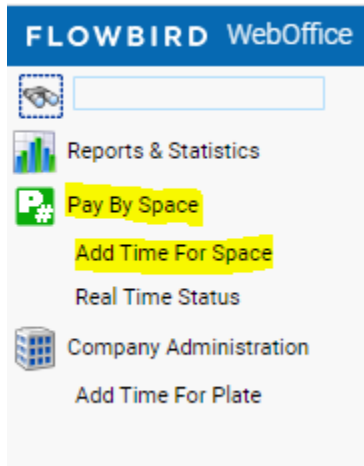


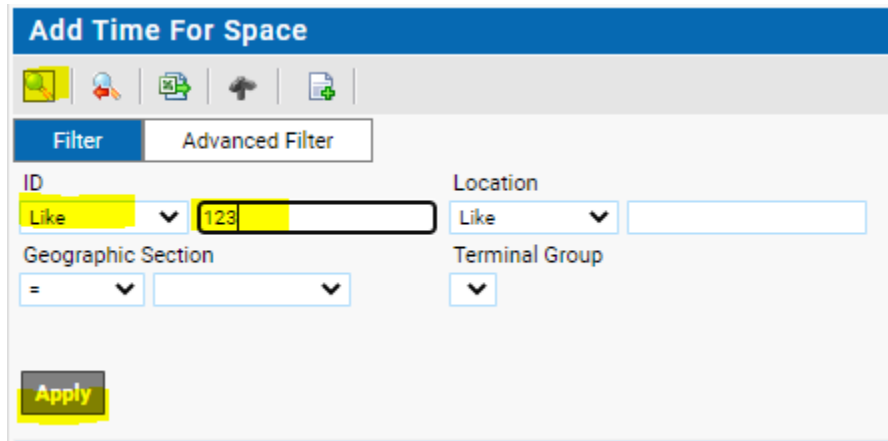
Flowbird: Adding time to space

Log in to Flowbird: <https://weboffice.mdc.dmz.caleaccess.com/cwo2/UserLogin.aspx>

- Select Pay by Space
- Select Add Time For Space



- Enter the space number customer is trying to pay for under "ID: Like:" and hit apply.



Add Time For Space

Filter | Advanced Filter

ID: Like | 123 | Location: Like | []

Geographic Section: = | [] | Terminal Group: []

Apply

- Click the little notepad next to the space number you're trying to add time to.

ID ^ 1	Parking Space Status
123	Open
1	

- A new screen will pop up: under "Amount (minutes)", enter 900 minutes and click save.

Add time to space details

Details

General Information

Parking Space	123
Terminal	AddTime
Article	WashPark
Tariff Package	Zoo
Currency	American Dollar
Pay By Space Status	Expired
End Date	2020-06-01 12:01:00
Amount (minutes)	<input style="width: 100px; border: 1px solid black;" type="text" value="500"/>

Flowbird: Correcting space number

Log in to Flowbird: <https://weboffice.mdc.dmz.caleaccess.com/cwo2/UserLogin.aspx>

First, check to see if the “wrong” space was paid for.

- Select Pay by Space
- Select Real Time Status

FLOWBIRD WebOffice

Reports & Statistics

Pay By Space

Add Time For Space

Real Time Status

Company Administration

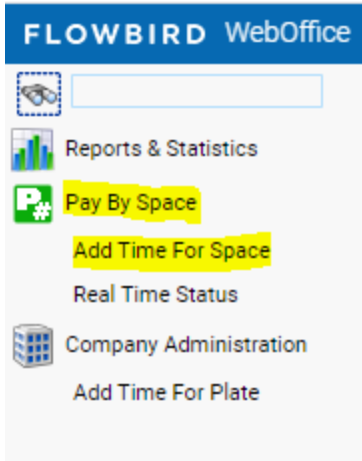
- Click on the magnifying glass
- Enter space number under “Parking Space ID”
- Click apply

Information will pop up and tell you if the “wrong” space number was paid for.

Space NOT paid for, payment didn't go thru. Ask customer to pay for correct space.	Space successfully paid for, may add time to correct space number																		
<table border="1"> <thead> <tr> <th><input type="checkbox"/></th> <th>Parking Space ID ▲</th> <th>Pay By Space Status - Name</th> </tr> </thead> <tbody> <tr> <td><input type="checkbox"/></td> <td>123</td> <td>Expired</td> </tr> <tr> <td colspan="3">1</td> </tr> </tbody> </table>	<input type="checkbox"/>	Parking Space ID ▲	Pay By Space Status - Name	<input type="checkbox"/>	123	Expired	1			<table border="1"> <thead> <tr> <th><input type="checkbox"/></th> <th>Parking Space ID ▲</th> <th>Pay By Space Status - Name</th> </tr> </thead> <tbody> <tr> <td><input type="checkbox"/></td> <td>1538</td> <td>Paid</td> </tr> <tr> <td colspan="3">1</td> </tr> </tbody> </table>	<input type="checkbox"/>	Parking Space ID ▲	Pay By Space Status - Name	<input type="checkbox"/>	1538	Paid	1		
<input type="checkbox"/>	Parking Space ID ▲	Pay By Space Status - Name																	
<input type="checkbox"/>	123	Expired																	
1																			
<input type="checkbox"/>	Parking Space ID ▲	Pay By Space Status - Name																	
<input type="checkbox"/>	1538	Paid																	
1																			

If payment confirmed, add time to correct space

- Select Pay by Space
- Select Time For Space



- Enter the (correct) space number customer is trying to pay for under "ID: Like:" and hit apply.

Add Time For Space


Filter | Advanced Filter

ID: Like | 123 | Location: Like

Geographic Section: = | Terminal Group:

Apply

- Click the little notepad next to the space number you're trying to add time to.

ID ^ 1	Parking Space Status
 123	Open
1	

- A new screen will pop up: under "Amount (minutes)", enter 900 minutes and click save.

Add time to space details

Details



General Information

Parking Space	123
Terminal	AddTime
Article	WashPark
Tariff Package	Zoo
Currency	American Dollar
Pay By Space Status	Expired
End Date	2020-06-01 12:01:00
Amount (minutes)	<input type="text" value="500"/> *