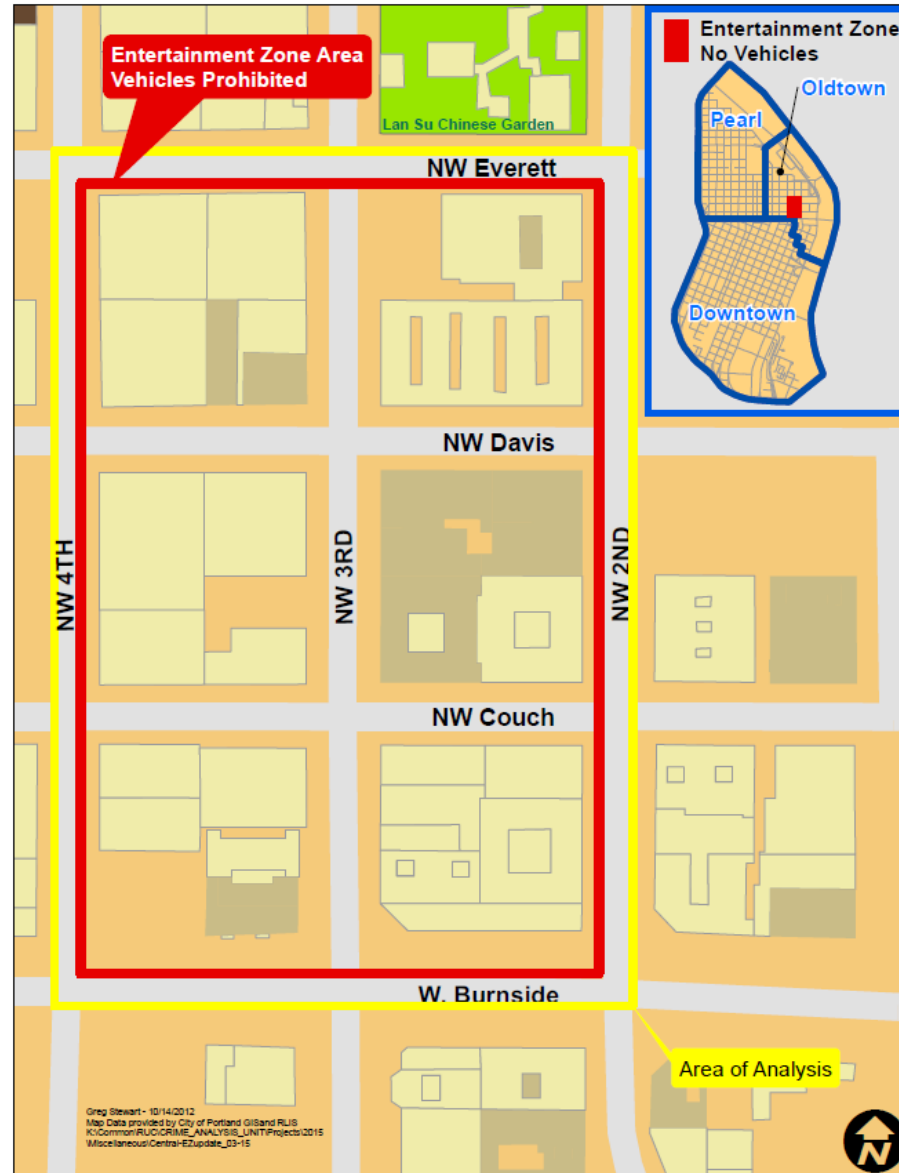




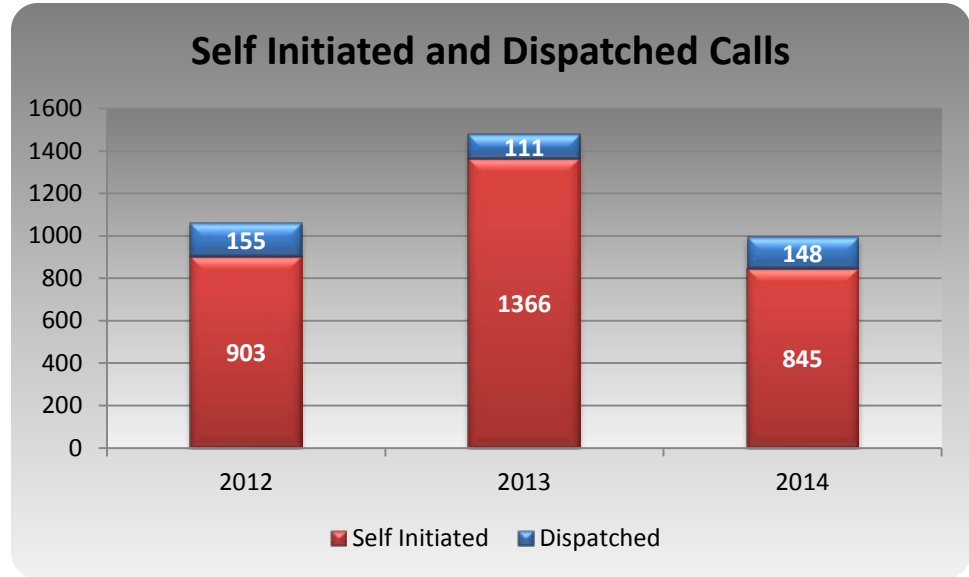
Methodology

This report examines calls for service and criminal offenses inside and adjacent to the downtown Entertainment Zone. It includes calls occurring from 10 pm Friday until 3 am Saturday and 10 pm Saturday until 3 am Sunday for weekends January through December for 2012 and 2013 and 2014. It includes calls occurring at the intersections of the streets which bound the zone (i.e. W. Burnside at 2nd, 3rd and 4th and NW 2nd and 4th at W. Burnside, NW Couch, NW Davis and NW Everett).





Calls For Service only calls for service occurring Friday night at 10:00p to 03:00a Saturday morning and Saturday night 10:00p to 03:00a Sunday morning that were within the area of analysis are included. All data was extracted from PPDS via SQL.



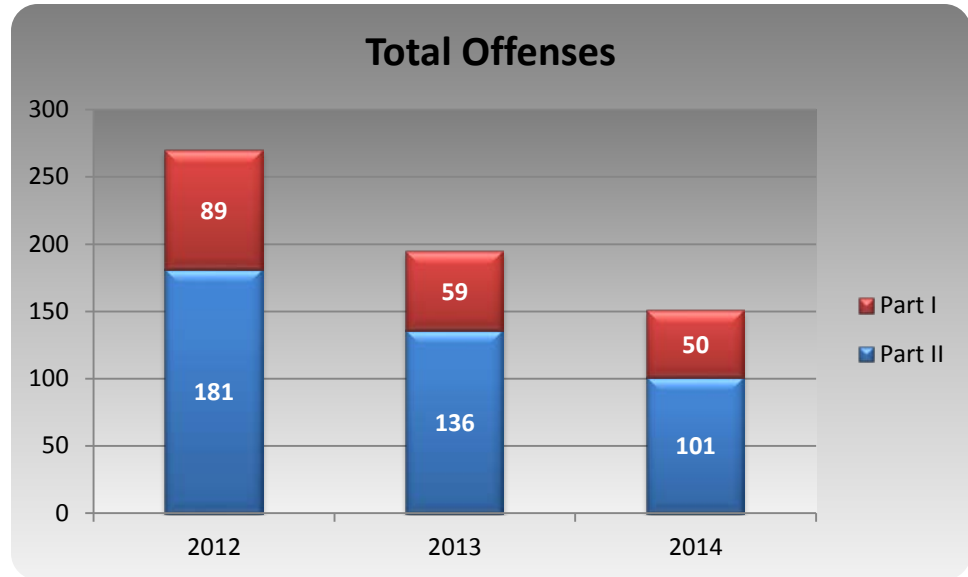
Friday-Saturday Totals			
Year	Disp	SI	Total
2012	61	446	507
2013	52	687	739
2014	78	414	492

Saturday-Sunday Totals			
Year	Disp	SI	Total
2012	94	457	551
2013	59	679	738
2014	70	431	501

Totals			
year	Disp	SI	Total
2012	155	903	1058
2013	111	1366	1477
2014	148	845	993



Part I and Part II Crime *only crimes occurring Friday night at 10:00p to 03:00a Saturday morning and Saturday night 10:00p to 03:00a Sunday morning that were within the area of analysis are included. All data was extracted from PPDS via SQL.*



2012 Part I Crime	
Homicide	
Rape	
Robbery	1
Aggravated Assault	9
Burglary	
Larceny	71
MV Theft	8
Arson	
Total	89

2013 Part I Crime	
Homicide	
Rape	
Robbery	2
Aggravated Assault	6
Burglary	
Larceny	45
MV Theft	6
Arson	
Total	59

2014 Part I Crime	
Homicide	
Rape	
Robbery	1
Aggravated Assault	12
Burglary	
Larceny	34
MV Theft	3
Arson	
Total	50



Entertainment Zone Evaluation – March 2015 Update

Portland Police Bureau
Crime Analysis Unit

2012 Part II Crime	
Simple Assault	52
Forgery/Counterfeit	1
Fraud	2
Embezzlement	
Stolen Property	
Vandalism	10
Weapons Laws	3
Prostitution	1
Sex Crimes	1
Drug Laws	7
Gambling	
Offense against family	
DUII	15
Liquor Laws	5
Disorderly Conduct	72
Kidnapping	
Trespass/Threats	12
Curfew	
Runaway	
Total	181

2013 Part II Crime	
Simple Assault	31
Forgery/Counterfeit	3
Fraud	
Embezzlement	
Stolen Property	
Vandalism	7
Weapons Laws	4
Prostitution	
Sex Crimes	
Drug Laws	7
Gambling	
Offense Against Family	
DUII	11
Liquor Laws	8
Disorderly Conduct	49
Kidnapping	
Trespass/Threats	15
Curfew	1
Runaway	
Total	136

2014 Part II Crime	
Simple Assault	19
Forgery/Counterfeit	
Fraud	3
Embezzlement	
Stolen Property	
Vandalism	11
Weapons Laws	2
Prostitution	
Sex Crimes	3
Drug Laws	12
Gambling	
Offense Against Family	
DUII	7
Liquor Laws	2
Disorderly Conduct	37
Kidnapping	
Trespass/Threats	5
Curfew	
Runaway	
Total	101



Part I and Part II Crime January 1st to March 15th

2012 Part I Crime (1/1-3/15)	
Homicide	
Rape	
Robbery	
Aggravated Assault	5
Burglary	
Larceny	19
MV Theft	2
Arson	
Total	26

2013 Part I Crime(1/1-3/15)	
Homicide	
Rape	
Robbery	1
Aggravated Assault	
Burglary	
Larceny	5
MV Theft	
Arson	
Total	6

2014 Part I Crime(1/1-3/15)	
Homicide	
Rape	
Robbery	
Aggravated Assault	3
Burglary	
Larceny	6
MV Theft	1
Arson	
Total	10

2015 Part I Crime(1/1-3/15)	
Homicide	
Rape	
Robbery	
Aggravated Assault	1
Burglary	
Larceny	6
MV Theft	
Arson	
Total	7

2012 Part II Crime(1/1-3/15)	
Simple Assault	15
Forgery/Counterfeit	
Fraud	
Embezzlement	
Stolen property	
Vandalism	4
Weapons laws	
Prostitution	
Sex Crimes	
Drug laws	3
Gambling	
Offense against family	
DUII	3
Liquor laws	1
Disorderly conduct	16
Kidnapping	
Trespass/Threats	
Curfew	
Runaway	
Total	42

2013 Part II Crime(1/1-3/15)	
Simple Assault	8
Forgery/Counterfeit	1
Fraud	
Embezzlement	
Stolen property	
Vandalism	2
Weapons laws	1
Prostitution	
Sex Crimes	
Drug laws	2
Gambling	
Offense against family	
DUII	1
Liquor laws	2
Disorderly conduct	11
Kidnapping	
Trespass/Threats	7
Curfew	1
Runaway	
Total	36

2014 Part II Crime(1/1-3/15)	
Simple Assault	3
Forgery/Counterfeit	
Fraud	2
Embezzlement	
Stolen property	
Vandalism	2
Weapons laws	1
Prostitution	
Sex Crimes	1
Drug laws	3
Gambling	
Offense against family	
DUII	1
Liquor laws	1
Disorderly conduct	7
Kidnapping	
Trespass/Threats	1
Curfew	
Runaway	
Total	22

2015 Part II Crime(1/1-3/15)	
Simple Assault	4
Forgery/Counterfeit	
Fraud	1
Embezzlement	
Stolen property	
Vandalism	1
Weapons laws	
Prostitution	
Sex Crimes	
Drug laws	
Gambling	
Offense against family	
DUII	4
Liquor laws	
Disorderly conduct	10
Kidnapping	
Trespass/Threats	2
Curfew	
Runaway	
Total	22



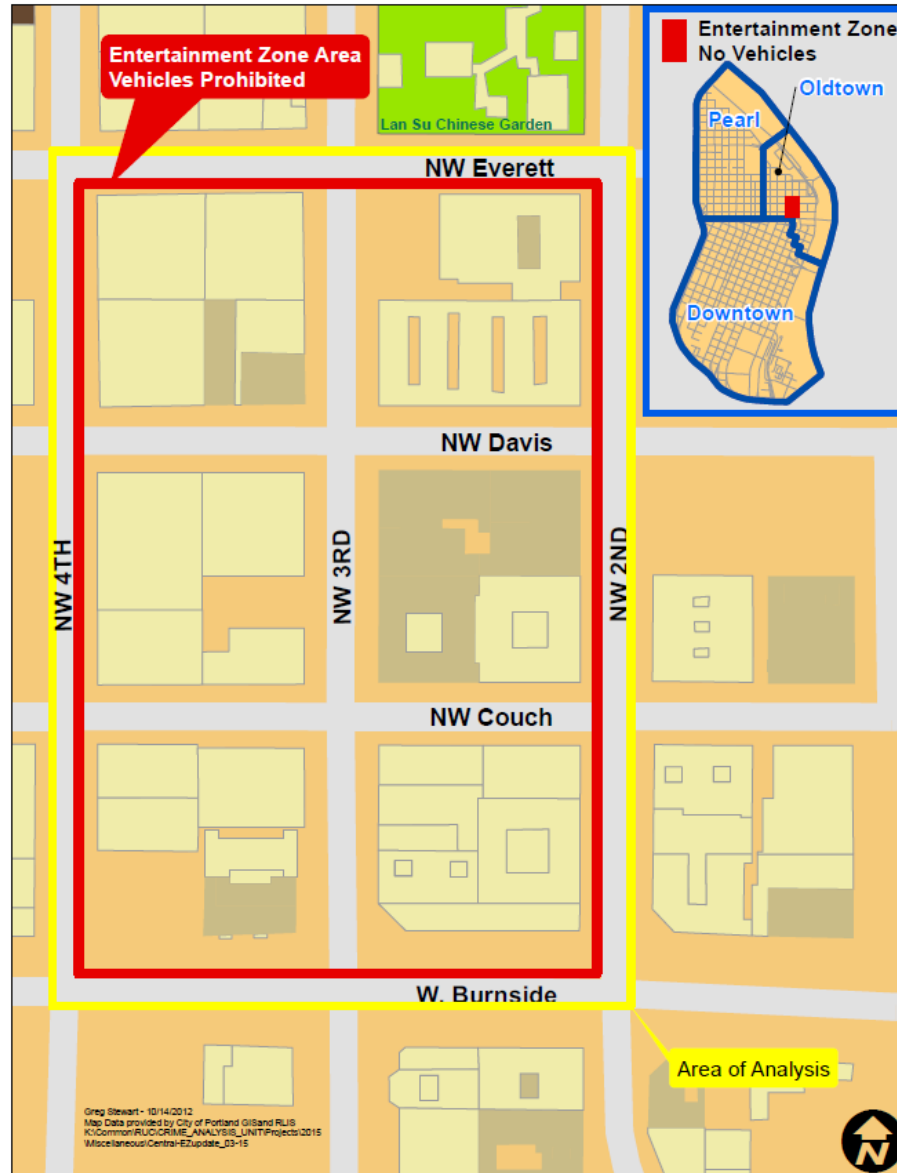
Entertainment Zone Evaluation – March 2015 Update

*Portland Police Bureau
Crime Analysis Unit*



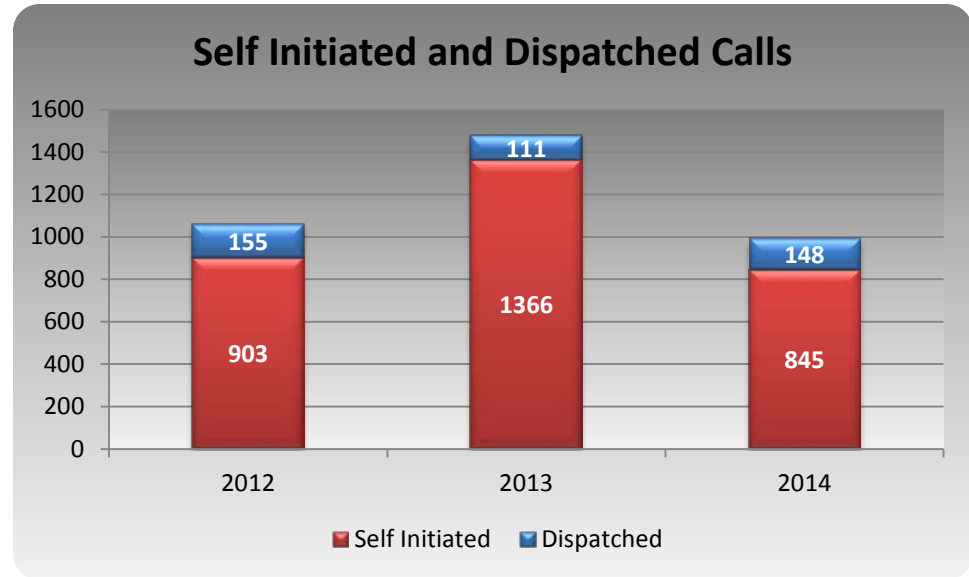
Methodology

This report examines calls for service and criminal offenses inside and adjacent to the downtown Entertainment Zone. It includes calls occurring from 10 pm Friday until 3 am Saturday and 10 pm Saturday until 3 am Sunday for weekends January through December for 2012 and 2013 and 2014. It includes calls occurring at the intersections of the streets which bound the zone (i.e. W. Burnside at 2nd, 3rd and 4th and NW 2nd and 4th at W. Burnside, NW Couch, NW Davis and NW Everett).





Calls For Service only calls for service occurring Friday night at 10:00p to 03:00a Saturday morning and Saturday night 10:00p to 03:00a Sunday morning that were within the area of analysis are included. All data was extracted from PPDS via SQL.



The Entertainment Zone began in December, 2012. Self initiated calls increased by 463 calls in 2013 from 2012 (51%). Dispatched calls dropped by 44 calls in 2013 from 2012 (-28%). In 2014, Self Initiated calls dropped below 2012 levels (-6%) and dispatched calls also remain just below 2012 levels.

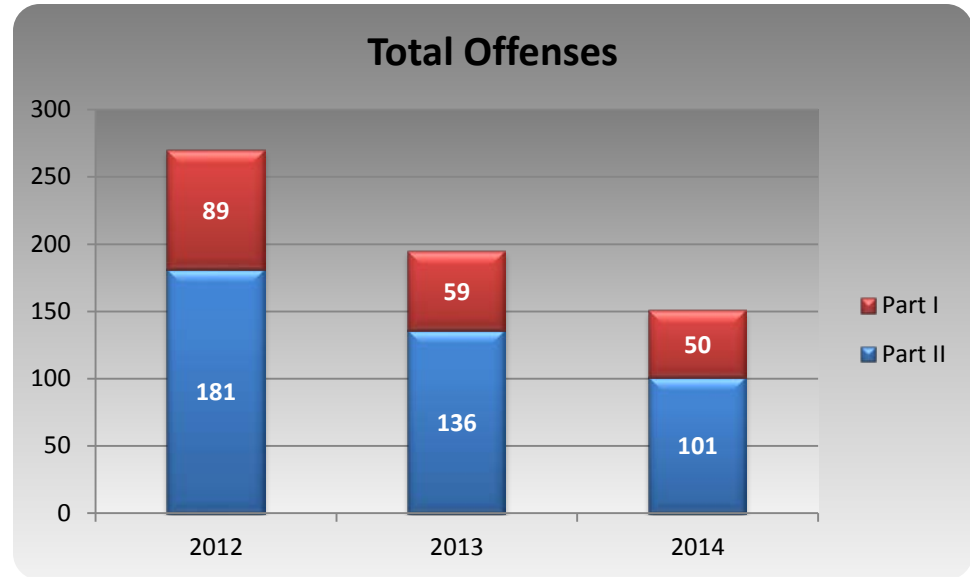
Friday-Saturday Totals			
Year	Disp	SI	Total
2012	61	446	507
2013	52	687	739
2014	78	414	492

Saturday-Sunday Totals			
Year	Disp	SI	Total
2012	94	457	551
2013	59	679	738
2014	70	431	501

Totals			
year	Disp	SI	Total
2012	155	903	1058
2013	111	1366	1477
2014	148	845	993



Part I and Part II Crime *only crimes occurring Friday night at 10:00p to 03:00a Saturday morning and Saturday night 10:00p to 03:00a Sunday morning that were within the area of analysis are included. All data was extracted from PPDS via SQL.*



Reported Part I and Part II crimes have dropped considerably since the Entertainment Zone began. In 2013, Part I crime dropped 34% from 2012 while Part II crime dropped 25%. The declines continue in 2014 with Part I down 44% from 2012 and Part II crime is also down 44% from 2012.

The largest decrease in Part I crime from 2012 to 2014 is Larceny (-52%) and MV Theft (-63%). However, Aggravated Assault cases increased from 9 cases in 2012 to 12 cases in 2014 (33%).

The largest decrease in Part II crimes from 2012 to 2014 is Simple Assault (-63%) and Disorderly Conduct (-49%). Drug related crimes increased in 2014 from 2012 from 7 cases to 12 cases (+71%).

2012 Part I Crime	
Homicide	
Rape	
Robbery	1
Aggravated Assault	9
Burglary	
Larceny	71
MV Theft	8
Arson	
Total	89

2013 Part I Crime	
Homicide	
Rape	
Robbery	2
Aggravated Assault	6
Burglary	
Larceny	45
MV Theft	6
Arson	
Total	59

2014 Part I Crime	
Homicide	
Rape	
Robbery	1
Aggravated Assault	12
Burglary	
Larceny	34
MV Theft	3
Arson	
Total	50



Entertainment Zone Evaluation – March 2015 Update

2012 Part II Crime	
Simple Assault	52
Forgery/Counterfeit	1
Fraud	2
Embezzlement	
Stolen Property	
Vandalism	10
Weapons Laws	3
Prostitution	1
Sex Crimes	1
Drug Laws	7
Gambling	
Offense against family	
DUII	15
Liquor Laws	5
Disorderly Conduct	72
Kidnapping	
Trespass/Threats	12
Curfew	
Runaway	
Total	181

2013 Part II Crime	
Simple Assault	31
Forgery/Counterfeit	3
Fraud	
Embezzlement	
Stolen Property	
Vandalism	7
Weapons Laws	4
Prostitution	
Sex Crimes	
Drug Laws	7
Gambling	
Offense Against Family	
DUII	11
Liquor Laws	8
Disorderly Conduct	49
Kidnapping	
Trespass/Threats	15
Curfew	1
Runaway	
Total	136

2014 Part II Crime	
Simple Assault	19
Forgery/Counterfeit	
Fraud	3
Embezzlement	
Stolen Property	
Vandalism	11
Weapons Laws	2
Prostitution	
Sex Crimes	3
Drug Laws	12
Gambling	
Offense Against Family	
DUII	7
Liquor Laws	2
Disorderly Conduct	37
Kidnapping	
Trespass/Threats	5
Curfew	
Runaway	
Total	101





Part I and Part II Crime January 1st to March 15th

2012 Part I Crime (1/1-3/15)	
Homicide	
Rape	
Robbery	
Aggravated Assault	5
Burglary	
Larceny	19
MV Theft	2
Arson	
Total	26

2013 Part I Crime(1/1-3/15)	
Homicide	
Rape	
Robbery	1
Aggravated Assault	
Burglary	
Larceny	5
MV Theft	
Arson	
Total	6

2014 Part I Crime(1/1-3/15)	
Homicide	
Rape	
Robbery	
Aggravated Assault	3
Burglary	
Larceny	6
MV Theft	1
Arson	
Total	10

2015 Part I Crime(1/1-3/15)	
Homicide	
Rape	
Robbery	
Aggravated Assault	1
Burglary	
Larceny	6
MV Theft	
Arson	
Total	7

2012 Part II Crime(1/1-3/15)	
Simple Assault	15
Forgery/Counterfeit	
Fraud	
Embezzlement	
Stolen property	
Vandalism	4
Weapons laws	
Prostitution	
Sex Crimes	
Drug laws	3
Gambling	
Offense against family	
DUII	3
Liquor laws	1
Disorderly conduct	16
Kidnapping	
Trespass/Threats	
Curfew	
Runaway	
Total	42

2013 Part II Crime(1/1-3/15)	
Simple Assault	8
Forgery/Counterfeit	1
Fraud	
Embezzlement	
Stolen property	
Vandalism	2
Weapons laws	1
Prostitution	
Sex Crimes	
Drug laws	2
Gambling	
Offense against family	
DUII	1
Liquor laws	2
Disorderly conduct	11
Kidnapping	
Trespass/Threats	7
Curfew	1
Runaway	
Total	36

2014 Part II Crime(1/1-3/15)	
Simple Assault	3
Forgery/Counterfeit	
Fraud	2
Embezzlement	
Stolen property	
Vandalism	2
Weapons laws	1
Prostitution	
Sex Crimes	1
Drug laws	3
Gambling	
Offense against family	
DUII	1
Liquor laws	1
Disorderly conduct	7
Kidnapping	
Trespass/Threats	1
Curfew	
Runaway	
Total	22

2015 Part II Crime(1/1-3/15)	
Simple Assault	4
Forgery/Counterfeit	
Fraud	1
Embezzlement	
Stolen property	
Vandalism	1
Weapons laws	
Prostitution	
Sex Crimes	
Drug laws	
Gambling	
Offense against family	
DUII	4
Liquor laws	
Disorderly conduct	10
Kidnapping	
Trespass/Threats	2
Curfew	
Runaway	
Total	22

Comparing the first three and half months (01-01 to 03-15) of this year with the past three years 2015 is continuing to stay at or below the 2014 crime levels.



Entertainment Zone Evaluation – March 2015 Update

*Portland Police Bureau
Crime Analysis Unit*