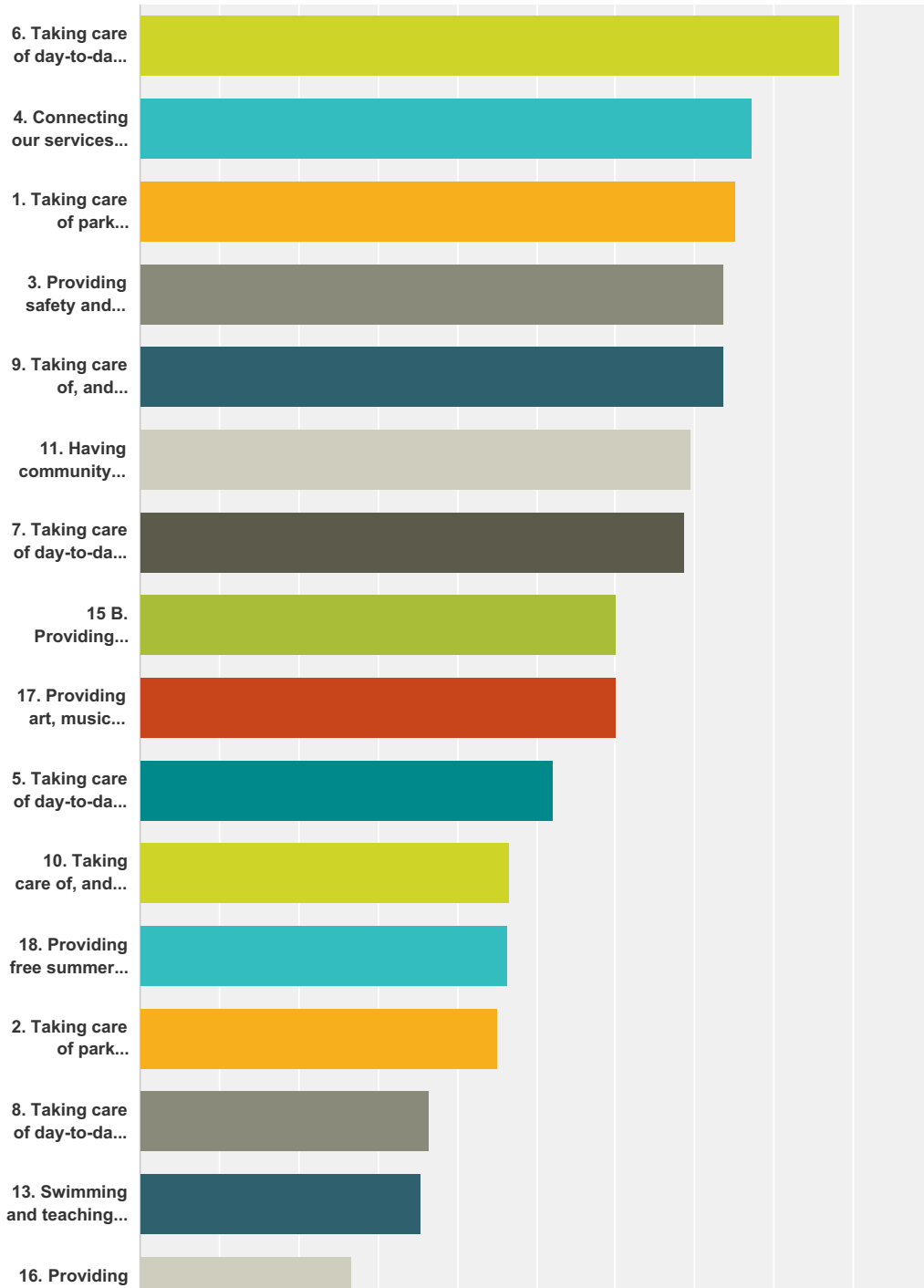
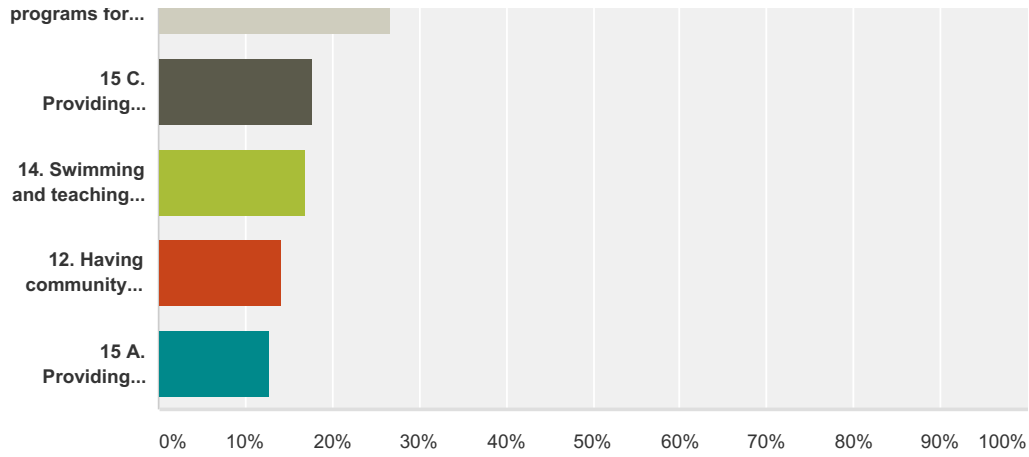


Q1 Below is a list of possible ways PP&R can reduce our budget by 5%. Of the packages listed below - please identify 10 that you would support moving forward in the budget process (program cuts, revenue increases etc.). Please check the box on the left of the 10 budget packages you would support.

Answered: 1,688 Skipped: 0



Portland Parks & Recreation Budget Proposals



Answer Choices	Responses
6. Taking care of day-to-day operations in our developed parks- - Reduction package: retrofit facilities resulting in annual reductions in energy and water use- Money saved: \$250,000- Positions affected: 0	88.21% 1,489
4. Connecting our services with all communities through community engagement, donations and partnership, outreach and customer service- - Revenue Package: Provide increased parking enforcement and increase enforcement of violations to park permits to generate additional revenues- Money saved: \$100,000- Positions affected: 0	77.31% 1,305
1. Taking care of park buildings, equipment, bathrooms, playgrounds and other built assets that serve the public- - Reduction package: eliminate vacant Automotive Equipment Operator in Central Services- Money saved: \$80,000- Positions affected: 1	75.06% 1,267
3. Providing safety and security to the public and PP&R employees- - Reduction package: Reduce the number of Seasonal Rangers by purchasing equipment to automatically lock bathrooms in parks - Money saved: \$85,000- Positions affected: 0	73.64% 1,243
9. Taking care of, and enforcing laws related to Portland's trees on public and private land- - Revenue Package: Increase Urban Forestry Fees where possible- Money saved: \$100,000- Positions affected: 0	73.64% 1,243
11. Having community gathering spaces (such as community centers) to meet, exercise and play- - Revenue Package: Community Center Fee Increases (small increases for drop-in, passes and rental fees) (2% in drop-in and pass fees, 5% increase in rental fees)- Money saved: \$100,000- Positions affected: 0	69.43% 1,172
7. Taking care of day-to-day operations in our developed parks- - Reduction package: Sustainable Landscapes Initiative – phase 1, eliminate trim mowing and reduce turf mowing from sustainable landscapes- Money saved: \$100,000- Positions affected: 1	68.60% 1,158
15 B. Providing programs for children and youth- - Reduction Package: Portland Parks & Recreation Preschool Program*Alternative B – Cut one vacant position – strategically increase preschool fees to retain service level and create greater consistency in fees throughout program - Money Saved: \$100,000- Positions affected: 1	60.19% 1,016
17. Providing art, music and/or dance programs- - Revenue Package: Increase fees in arts programs (specifically Multnomah Arts Center and Community Music Center)- Money saved: \$100,000- Positions affected: 0	60.13% 1,015
5. Taking care of day-to-day operations in our developed parks- - Reduction package: Eliminate maintenance and horticultural improvements to both Pittock Mansion and Ladd's Rose Garden- Money saved: \$200,000- Positions affected: 2	52.19% 881

Portland Parks & Recreation Budget Proposals

10. Taking care of, and enforcing laws related to Portland's trees on public and private land- - Realignment Package: Stop paying for the removal of Dutch Elm Disease-infected street trees. Use some of the savings to provide other tree maintenance that is required by City Code (shift \$270,000)- Money saved: 0- Positions affected: 0	46.56% 786
18. Providing free summer programs- - Realignment Package: Evaluate Summer Free for All Program capacity and address funding gaps (shift \$130,000)- Money saved: 0- Positions affected: 0	46.33% 782
2. Taking care of park buildings, equipment, bathrooms, playgrounds and other built assets that serve the public- - Reduction package: reduce non-emergency Major Maintenance from \$1.65 million to \$900,000 annually- Money saved: \$750,000- Positions affected: 0	45.08% 761
8. Taking care of day-to-day operations in our developed parks- - Reduction package: Eliminate mowing at Portland Public School fields- Money saved: \$50,000- Positions affected: 1	36.49% 616
13. Swimming and teaching Water Safety- Reduction Package: Close Buckman Pool– owned by Portland Public Schools, operated by Portland Parks & Recreation, eliminate all PP&R services, staffing, and materials- Money saved: \$100,000- Positions affected: 1	35.43% 598
16. Providing programs for children and youth- - Reduction Package: Teen Program – Reduce security budget and reconfigure remainder to focus on Street Level Gang Outreach; Reduce Teen Program Site Budgets- Money saved:\$100,000- Position affected: 1	26.78% 452
15 C. Providing programs for children and youth- - Reduction Package: Portland Parks & Recreation Preschool Program* Alternative C - Eliminate preschool from some sites (Hillside, Sellwood, Woodstock, Multnomah Arts Center, and Southwest Community Center)- Money saved: \$250,000- Positions affected: 8	17.71% 299
14. Swimming and teaching Water Safety- - Reduction Package: Shut down 18 decorative fountains (11 are interactive fountains that offer summer recreational opportunities)- Money saved: \$610,000- Positions affected: 4	17.00% 287
12. Having community gathering spaces (such as community centers) to meet, exercise and play- - Reduction Package; Closes 3 small Community Centers, specifically: * Woodstock Community Center (\$40,000 & 1 position) * Sellwood Community Center (\$275,000 & 9 positions) * Hillside Community Center (\$90,000 & 7 positions)- Money saved: \$405,000- Positions affected: 17	14.28% 241
15 A. Providing programs for children and youth- - Reduction Package: Portland Parks & Recreation Preschool Program* Alternative A - Eliminate PP&R preschool program Money saved: \$686,000Position affected: 26	12.80% 216
Total Respondents: 1,688	

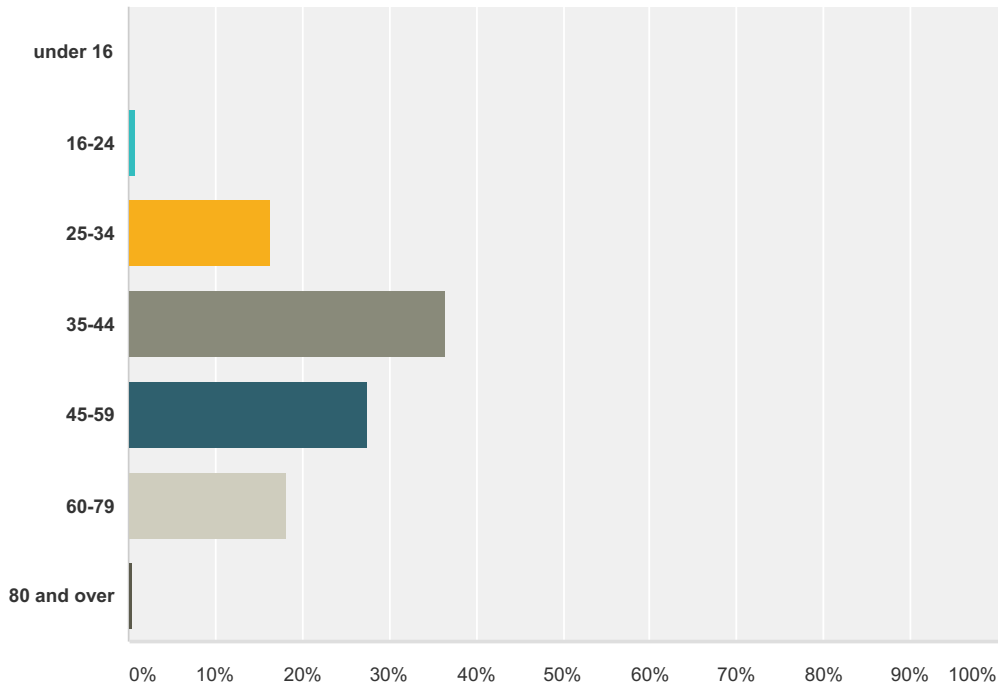
Q2 What else would you like us to know?

Answered: 582 Skipped: 1,106

Portland Parks & Recreation Budget Proposals

Q3 I am age:

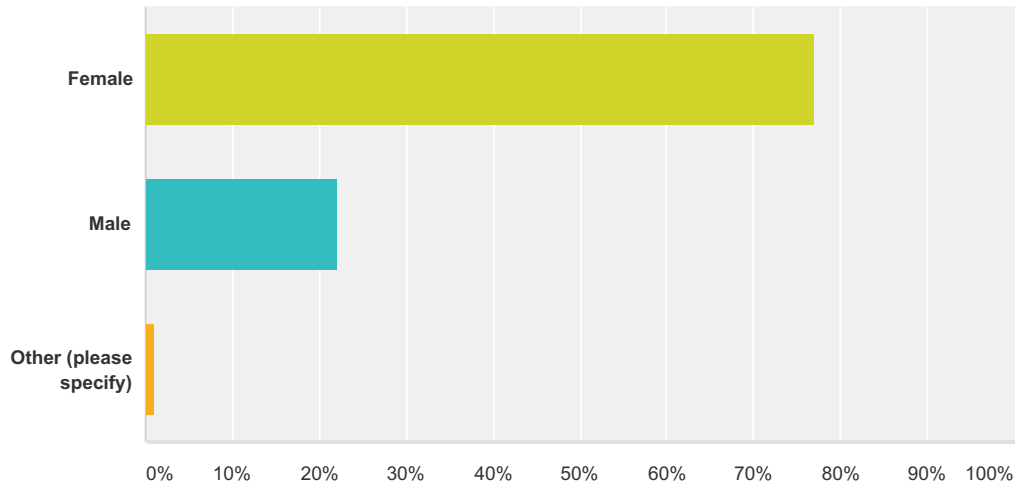
Answered: 1,404 Skipped: 284



Answer Choices	Responses
under 16	0.07% 1
16-24	0.93% 13
25-34	16.24% 228
35-44	36.54% 513
45-59	27.64% 388
60-79	18.16% 255
80 and over	0.43% 6
Total	1,404

Q4 I identify as:

Answered: 1,402 Skipped: 286



Answer Choices	Responses	Count
Female	76.96%	1,079
Male	22.04%	309
Other (please specify)	1.00%	14
Total		1,402

**Q5 How many children do you have living
with you under the age of 18?**

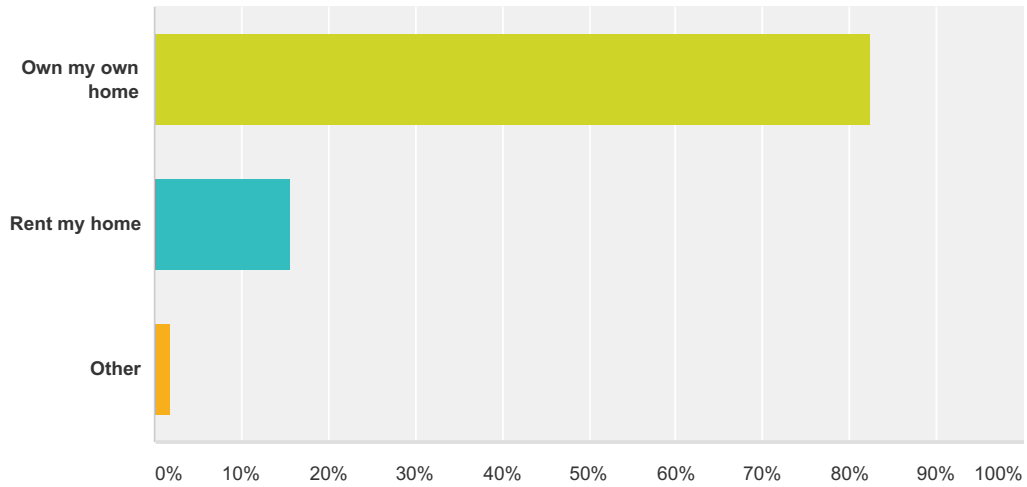
Answered: 1,330 Skipped: 358

**Q6 If you answered the previous question,
how old are your children?**

Answered: 814 Skipped: 874

Q7 Regarding residence, I

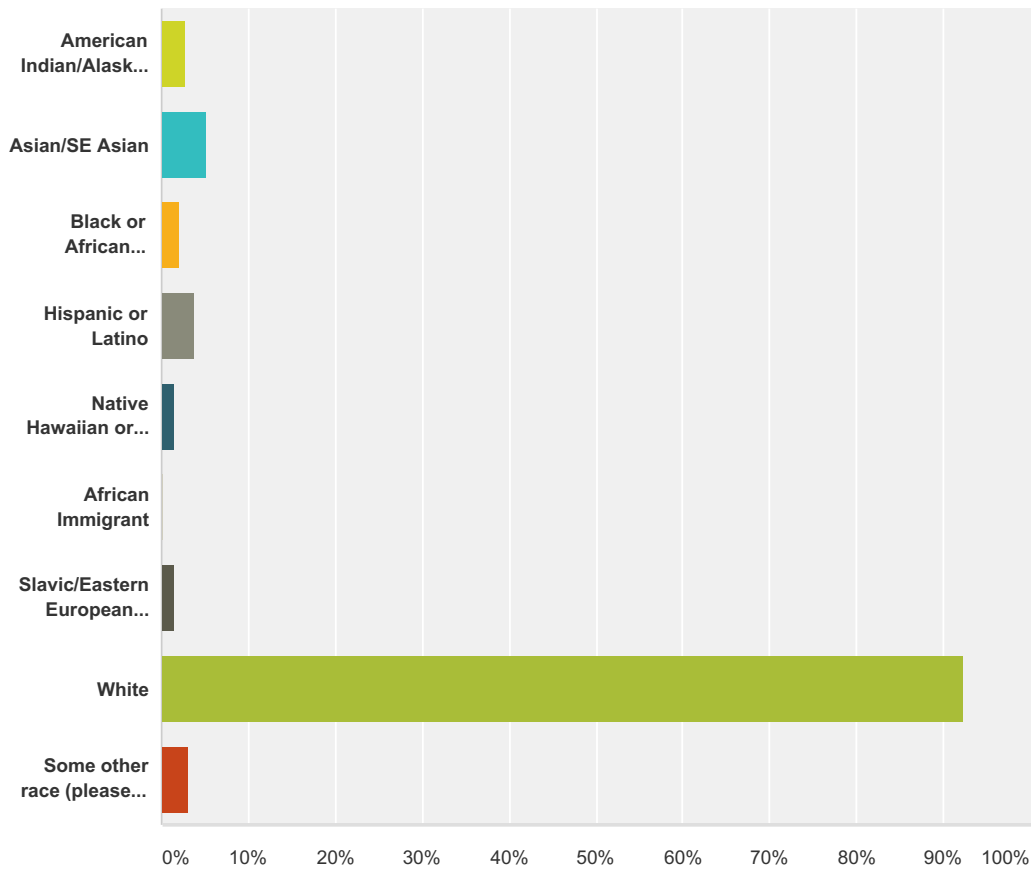
Answered: 1,399 Skipped: 289



Answer Choices	Responses	Count
Own my own home	82.56%	1,155
Rent my home	15.58%	218
Other	1.86%	26
Total		1,399

Q8 I identify as: (please check ALL that apply)

Answered: 1,368 Skipped: 320



Answer Choices	Responses
American Indian/Alaska Native	2.78% 38
Asian/SE Asian	5.12% 70
Black or African American	2.05% 28
Hispanic or Latino	3.65% 50
Native Hawaiian or Other Pacific Islander	1.39% 19
African Immigrant	0.22% 3
Slavic/Eastern European Immigrant	1.54% 21
White	92.32% 1,263
Some other race (please specify):	3.07% 42
Total Respondents: 1,368	

Q9 Contact Information

Answered: 1,445 Skipped: 243

Answer Choices	Responses	
Name	100.00%	1,445
Company	0.00%	0
Address	100.00%	1,445
Address 2	8.10%	117
City/Town	100.00%	1,445
State/Province	100.00%	1,445
ZIP/Postal Code	100.00%	1,445
Country	0.00%	0
Email Address	100.00%	1,445
Phone Number	100.00%	1,445