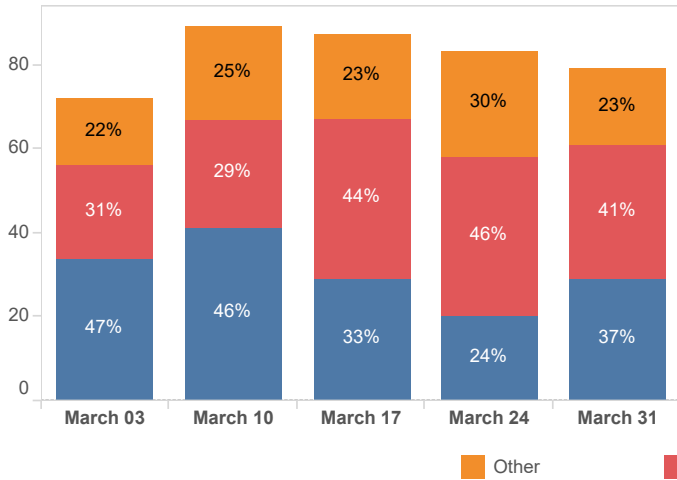
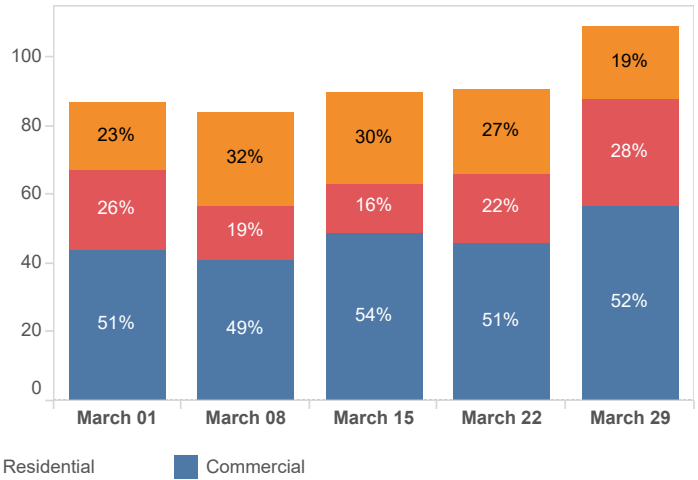


Burglary Comparison

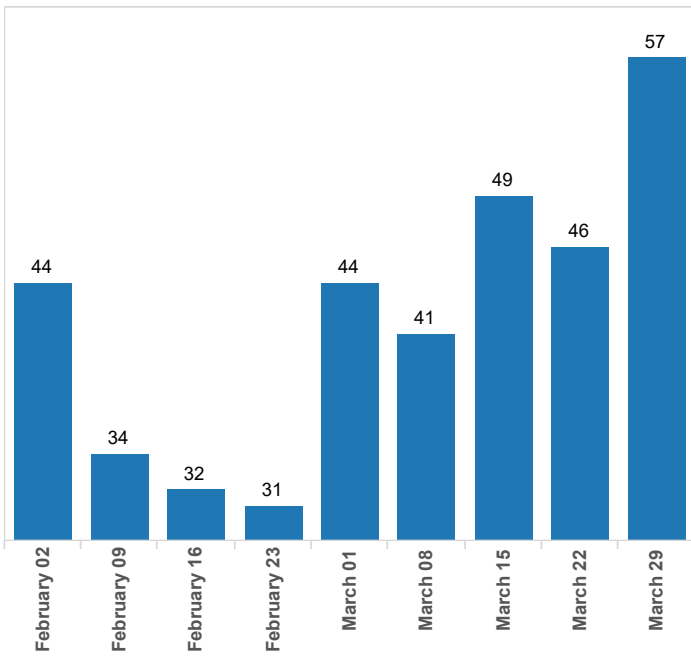
Burglary Offenses by Week - 2019



Burglary Offenses by Week - 2020

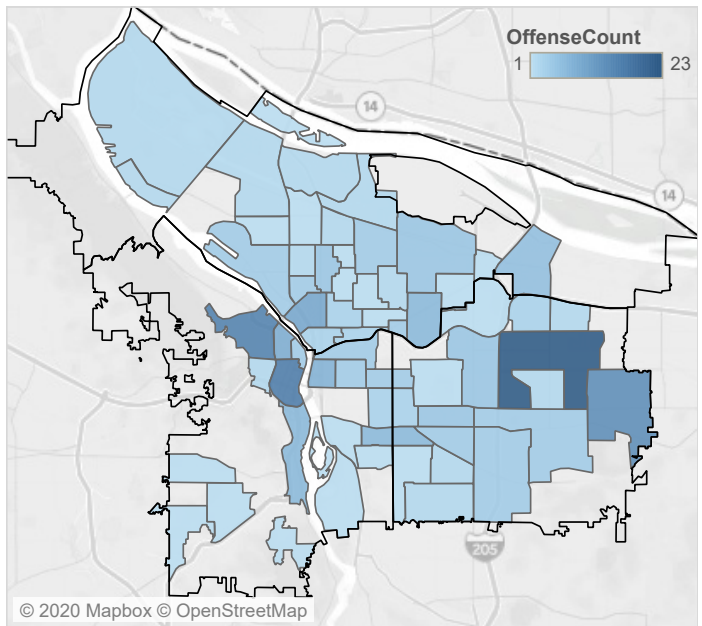


Commercial Burglary Offenses by Week Since Feb 2



Commercial Burglaries, March 1 - April 6, 2020

(Only neighborhoods with burglaries since March 1st are shown)



Most-Burglarized Commercial Location Types

March 1 - April 6, 2020

Bar/Restaurant/Nightclub	53
Other/Unknown	45
Specialty Store	38
Department/Discount Store	24
Convenience Store	19
Commercial/Office Building	15
Grocery/Supermarket	12
Construction Site	7
Parking/Drop Lot/Garage	5
Drug Store/Doctor's Office/Hospital	4

Most-Burglarized Neighborhoods (Commercial)

March 1 - April 6, 2020

HAZELWOOD	23
DOWNTOWN	17
NORTHWEST	16
CENTENNIAL	14
ELIOT	10
PEARL	9
BUCKMAN WEST	8
CRESTON-KENILWORTH	7
ROSE CITY PARK	7
SOUTH PORTLAND	7

*Burglary statistics on this page include larcenies where the suspect was previously trespassed.