



## Portland Police Bureau Strategic Services Division



### Reports of Domestic Violence and Arrests for Domestic Violence in Portland

March 1, 2020 to April 25, 2020

#### Overview:

This analysis focuses on reports of domestic violence made to the Portland Police Bureau and arrests related to domestic violence made by the Portland Police Bureau during an eight week period between March 1, 2020 and April 25, 2020. This eight week period was compared to the eight weeks prior (January 5, 2020 to February 29, 2020) as well as the same time last year (March 3, 2019 to April 27, 2019).

#### Key Points:

- Compared to the eight weeks prior, there have been 13 fewer domestic violence offense reports per week. During this eight week period, there was an average of 79 reported domestic violence incidents per week.
- Compared to the same time last year, weekly reported domestic violence incidents are mostly unchanged.
- Weekly domestic violence arrests between March 1, 2020 and April 25, 2020 increased for seven consecutive weeks before decreasing in the week of April 19. Compared to the eight prior weeks, the overall weekly average slightly increased. During this eight week period, there was an average of 41 domestic violence arrests per week (325 total arrests). During the prior eight weeks, there was an average of 38 domestic violence arrests per week (305 total arrests).
- During the most recent eight week period there have been an average of 13 additional arrests per week when compared to the same time last year (28 arrests per week last year).
- Overall, the statistics for domestic violence reports and arrests have followed a natural fluctuation between high and low weeks since January 2019. It is difficult at this point to determine if any recent trends are related to COVID-19 or part of a natural fluctuation. These trends will become more clear with additional time.

#### Data Notes:

Domestic violence incidents are identified by the presence of a domestic violence tracking code (T673) and categorized by the reported date of the incident.

There are multiple methods to identify arrests for domestic violence. Domestic violence arrests are identified as: arrests with at least one charge containing a domestic violence indicator, a charge description noting domestic violence, and/or an arrest that was associated with a report containing a domestic violence tracking code. Domestic violence arrests have no consistent notation within the arrest record to indicate the arrest was related to domestic violence.

Portland Police Bureau is experiencing delays in the report review process due to the current public health crisis. Reports from February 2020 and later have not completed the quality control process. These delays may impact the identification of domestic violence incidents.



# Portland Police Bureau Strategic Services Division



## Comparison of Reported Domestic Violence Incidents

This page compares offense statistics between the eight week period of March 1, 2020 and April 25, 2020 to the prior eight week period as well as the same time last year.

### Prior Eight Week Offense Comparison

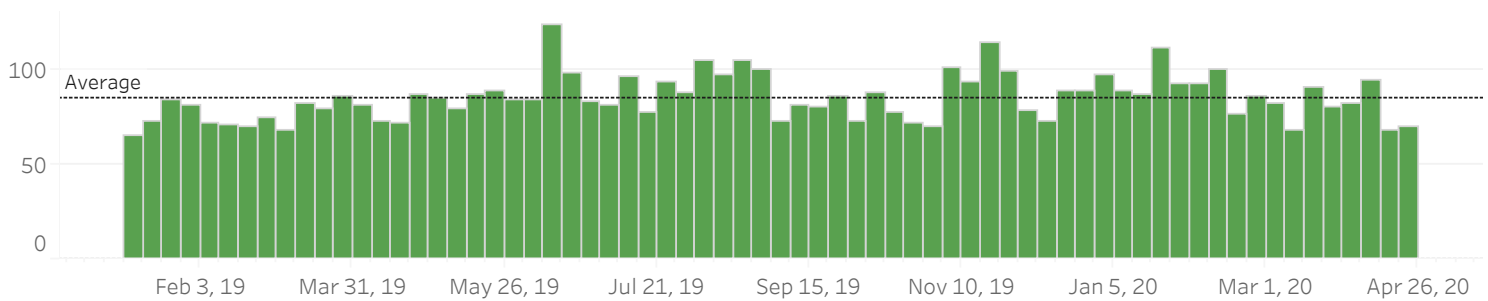
January 5-February 29, 2020 and March 1-April 25, 2020

### Same Time Last Year Offense Comparison

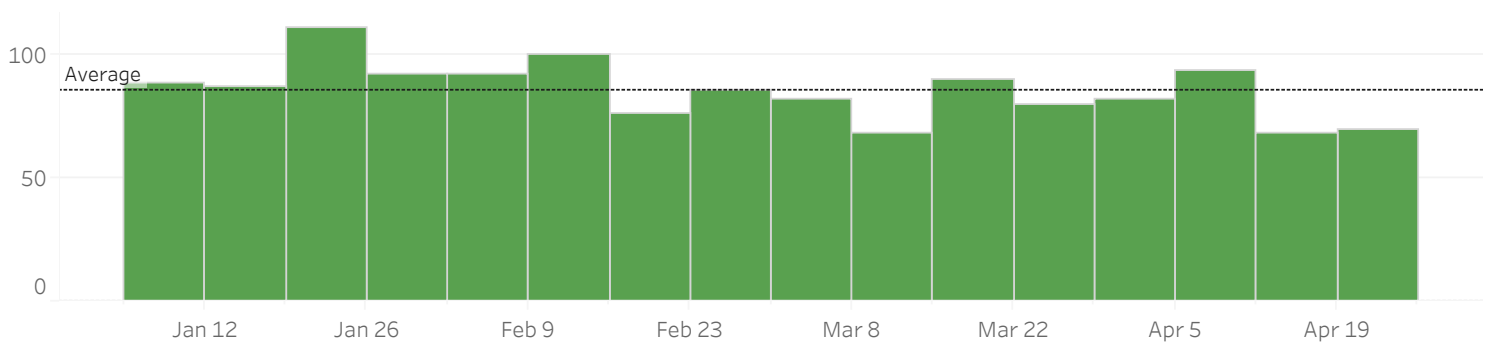
March 3-April 27, 2019 and March 1-April 25, 2020

	Jan 5 - Feb 29	Mar 1 - Apr 25	2019	2020
Distinct Offenses	733	634	628	634
% change		- 14%		+ 1%
Average Weekly Offenses	92	79	79	79

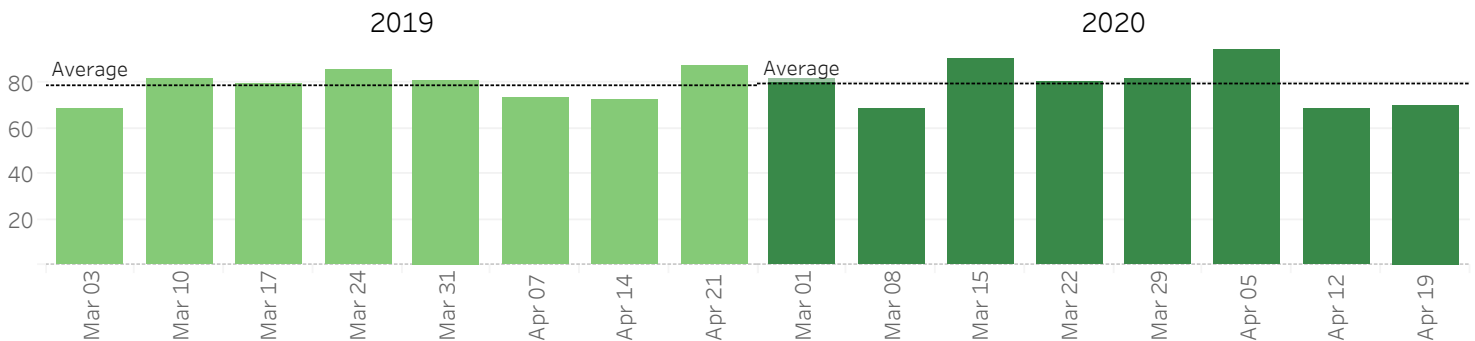
### Weekly Domestic Violence Offense Reports since January 6, 2019



### Weekly Domestic Violence Offense Reports between January 5, 2020 and April 25, 2020



### Weekly Domestic Violence Offense Report Comparison between 2019 and 2020





# Portland Police Bureau Strategic Services Division



## Comparison of Arrests for Domestic Violence

This page compares arrest statistics between the eight week period of March 1, 2020 and April 25, 2020 to the prior eight week period as well as the same time last year.

### Prior Eight Week Arrest Comparison

January 5-February 29, 2020 and March 1-April 25, 2020

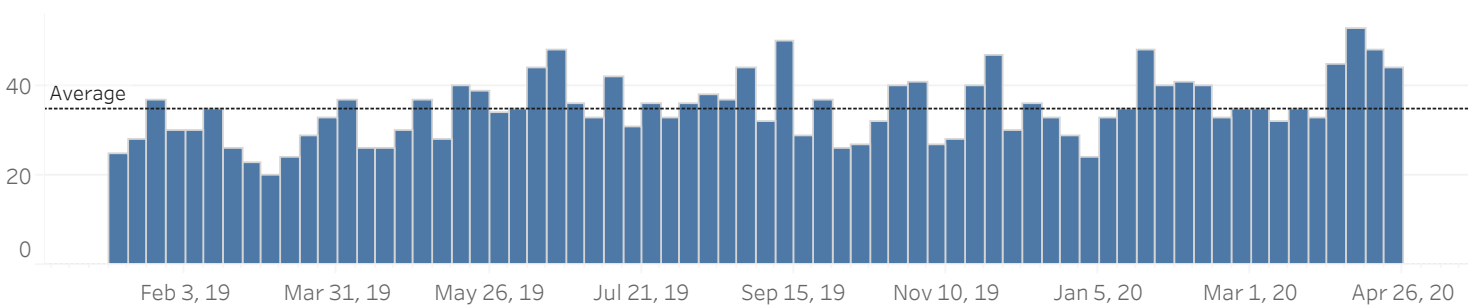
	Jan 5 - Feb 29	Mar 1 - Apr 25
Distinct Arrests	305	325
% change		+ 7%
Average Weekly Arrests	38	41

### Same Time Last Year Arrest Comparison

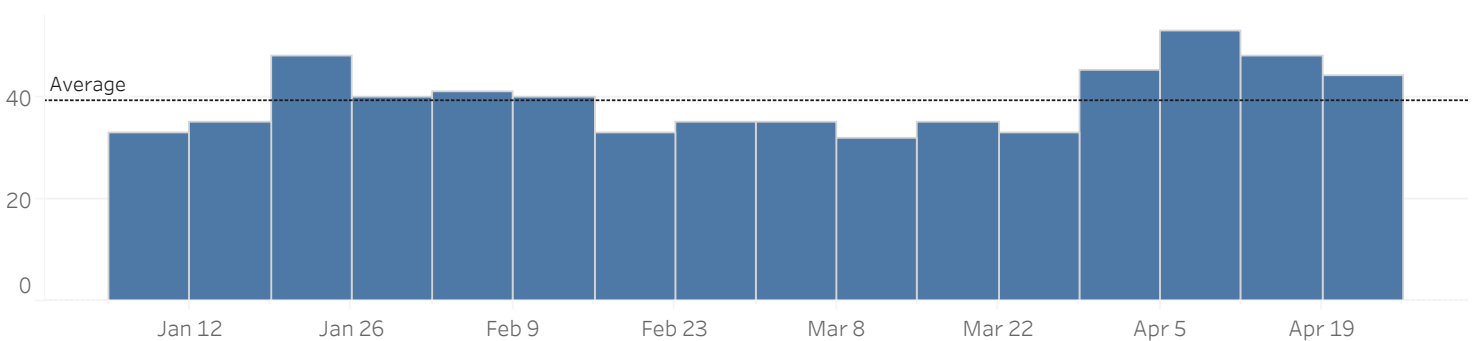
March 3-April 27, 2019 and March 1-April 25, 2020

	2019	2020
Distinct Arrests	225	325
% change		+ 44%
Average Weekly Arrests	28	41

### Weekly Domestic Violence Arrests since January 6, 2019



### Weekly Domestic Violence Arrests between January 5, 2020 and April 25, 2020



### Weekly Domestic Violence Arrest Comparison between 2019 and 2020

