

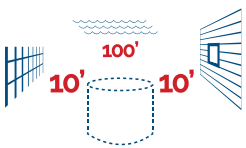
# What's a Latrine?

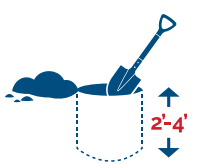
A latrine (or pit toilet) is a hole in the ground that collects human waste in an emergency.





After an earthquake you may need to live without a working toilet. The best option is a twin bucket system (see reverse). If that's not possible, an emergency alternative is a latrine.

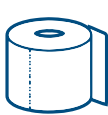
## "How-to" Instructions

- A diagram showing a dashed circle representing a latrine. To its left is a fence labeled '100\''. To its right is a house labeled '100\''. Above it is a wavy line representing a stream labeled '100\''.

**1** Find a spot at least **10 feet** from your residence, **10 feet** from the property line and **100 feet** from any stream or water source.
- A diagram showing a shovel digging into the ground. A dashed circle indicates the hole's diameter. A vertical double-headed arrow next to it is labeled '2'-4\''.

**2** Dig down **2 to 4 feet**. The hole should be about **2 feet** in diameter. *If you hit water, stop – then dig at another location. Save the soil you remove.*
- A diagram showing a shovel dumping soil into a hole. A dashed circle indicates the hole's diameter.

**3** Cover waste with soil after each use.
- A diagram showing a wooden stake with a blue band around it, stuck into the ground next to a pile of soil.

**4** Dig a new hole as needed. Fill the former latrine and mark the location.
- A diagram showing a roll of white toilet paper with a blue band around it.

**5** Used toilet paper goes into the latrine. Do not use plastic bags.

[Learn more](#)

# Emergency Toilet – Protect Your Family’s Health

After a strong earthquake you may need to live without a working toilet for weeks or months. Disease is spread when human waste – POO – is not handled and stored safely.

## Twin Bucket System

*Separating PEE lessens volume and odor, making bucket contents safer and easier to store and dispose.*

### Liquid waste – PEE

- Use PEE bucket.
- Place toilet paper in POO bucket.
- Add water to contents if possible.
- Pour on lawn, garden or ground.

### Fecal waste – POO

- Line bucket with heavy duty 13-gallon garbage bag.
- Use POO bucket.
- Cover each use with bark chips, etc. to help dry the waste.
- Fill bucket no more than half full of waste.
- Double-bag and store the waste separate from other garbage and away from food and water.
- Secure waste from pets, flies, rats, etc.

*Stay informed – watch for instructions from public agencies on how to get rid of waste.*



**Learn more**