

Emergency Toilet – Protect Your Family’s Health

After a strong earthquake you may need to live without a working toilet for weeks or months. Disease is spread when human waste – POO – is not handled and stored safely.



Twin Bucket System

Separating PEE lessens volume and odor, making bucket contents safer and easier to store and dispose.

Fecal waste – POO

- Line bucket with heavy duty 13-gallon garbage bag.
- Use POO bucket.
- Cover each use with bark chips, etc. to help dry the waste.
- Fill bucket no more than half full of waste.
- Double-bag and store the waste separate from other garbage and away from food and water.
- Secure waste from pets, flies, rats, etc.

Liquid waste – PEE

- Use PEE bucket.
- Place toilet paper in POO bucket.
- Add water to contents if possible.
- Pour on lawn, garden or ground.








Stay informed – watch for instructions from public agencies on how to get rid of waste.

Three steps to stay healthy

- 1**  **Clean drinking water**
- 2**  **Hand washing**
- 3**  **Safe storage of POO**

Important Supplies

-  5-gallon buckets (2) and seats
-  Heavy duty 13-gallon plastic garbage bags (.9 mil or thicker)
-  Bark chips or sawdust, leaves, grass clippings, shredded paper, etc.
-  Toilet tissue
-  Soap or alcohol-based hand sanitizer (60%+ concentration)

Learn more at

www.EmergencyToilet.org