

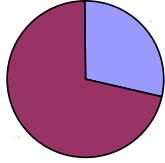
# 25

## On-Street Parking Utilization



### 52nd Ave: Foster to Woodstock

#### WEST SIDE



**Bush**  
TOTAL SPACES: 21  
PEAK DEMAND: 6



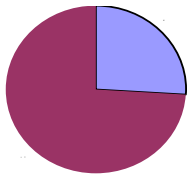
**Gladstone**  
TOTAL SPACES: 10  
PEAK DEMAND: 2



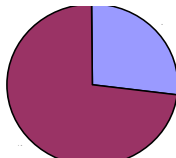
**Boise**  
TOTAL SPACES: 9  
PEAK DEMAND: 4



**Cora**  
TOTAL SPACES: 12  
PEAK DEMAND: 5



**Holgate**  
TOTAL SPACES: 23  
PEAK DEMAND: 6



**Long**  
TOTAL SPACES: 22  
PEAK DEMAND: 6



**Raymond**  
TOTAL SPACES: 11  
PEAK DEMAND: 2



**Mitchell**  
TOTAL SPACES: 12  
PEAK DEMAND: 3



**Steele**  
TOTAL SPACES: 13  
PEAK DEMAND: 1



**Insley**  
TOTAL SPACES: 10  
PEAK DEMAND: 1



**Harold**  
TOTAL SPACES: 9  
PEAK DEMAND: 1



**Ellis**  
TOTAL SPACES: 9  
PEAK DEMAND: 1



**Reedway**  
TOTAL SPACES: 8  
PEAK DEMAND: 4



**Ramona**  
TOTAL SPACES: 9  
PEAK DEMAND: 0



**Knight**  
TOTAL SPACES: 9  
PEAK DEMAND: 0



**Bush**

**NO PARKING**

**Francis**

TOTAL SPACES: 6  
PEAK DEMAND: 2

**Center**  
TOTAL SPACES: 2  
PEAK DEMAND: 1

**Gladstone**  
TOTAL SPACES: 11  
PEAK DEMAND: 1

**Mall**  
TOTAL SPACES: 6  
PEAK DEMAND: 2

**Holgate**  
TOTAL SPACES: 6  
PEAK DEMAND: 2

**NO PARKING**

**Pardee**

TOTAL SPACES: 5  
PEAK DEMAND: 4

**Long**  
TOTAL SPACES: 16  
PEAK DEMAND: 5

**Schiller**

TOTAL SPACES: 14  
PEAK DEMAND: 2

**Raymond**

TOTAL SPACES: 18  
PEAK DEMAND: 1

**Mitchell**

TOTAL SPACES: 8  
PEAK DEMAND: 3

**Insley**

TOTAL SPACES: 6  
PEAK DEMAND: 2

**Harold**

TOTAL SPACES: 8  
PEAK DEMAND: 2

**Reedway**  
TOTAL SPACES: 14  
PEAK DEMAND: 1

**Ramona**  
TOTAL SPACES: 11  
PEAK DEMAND: 0

**Knight**  
TOTAL SPACES: 9  
PEAK DEMAND: 1

**NO PARKING**

**Woodstock**

#### EAST SIDE



Legend:  
Red: Total Parking Supply  
Blue: Spaces Used during Peak Period

West side Total Spaces: 178

East side Total Spaces: 141