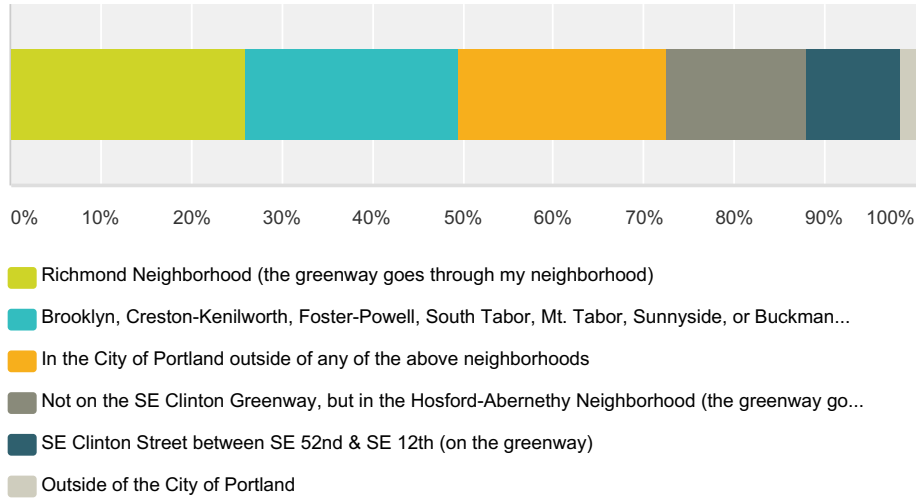


Appendix II: Survey summary data

Q1 Where do you live?

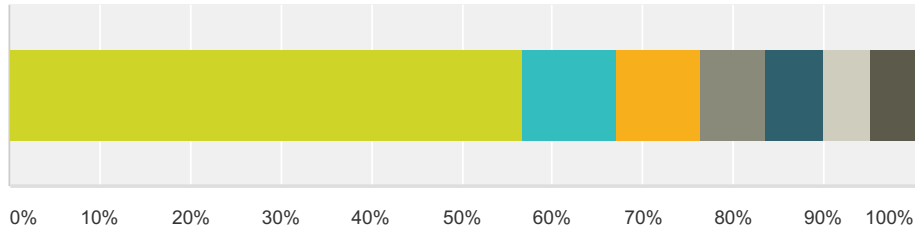
Answered: 1,206 Skipped: 11



Answer Choices	Responses
Richmond Neighborhood (the greenway goes through my neighborhood)	25.95% 313
Brooklyn, Creston-Kenilworth, Foster-Powell, South Tabor, Mt. Tabor, Sunnyside, or Buckman Neighborhoods (that neighbor the greenway)	23.47% 283
In the City of Portland outside of any of the above neighborhoods	23.05% 278
Not on the SE Clinton Greenway, but in the Hosford-Abernethy Neighborhood (the greenway goes through the neighborhood)	15.51% 187
SE Clinton Street between SE 52nd & SE 12th (on the greenway)	10.36% 125
Outside of the City of Portland	1.66% 20
Total	1,206

Q2 Where do you work?

Answered: 1,204 Skipped: 13

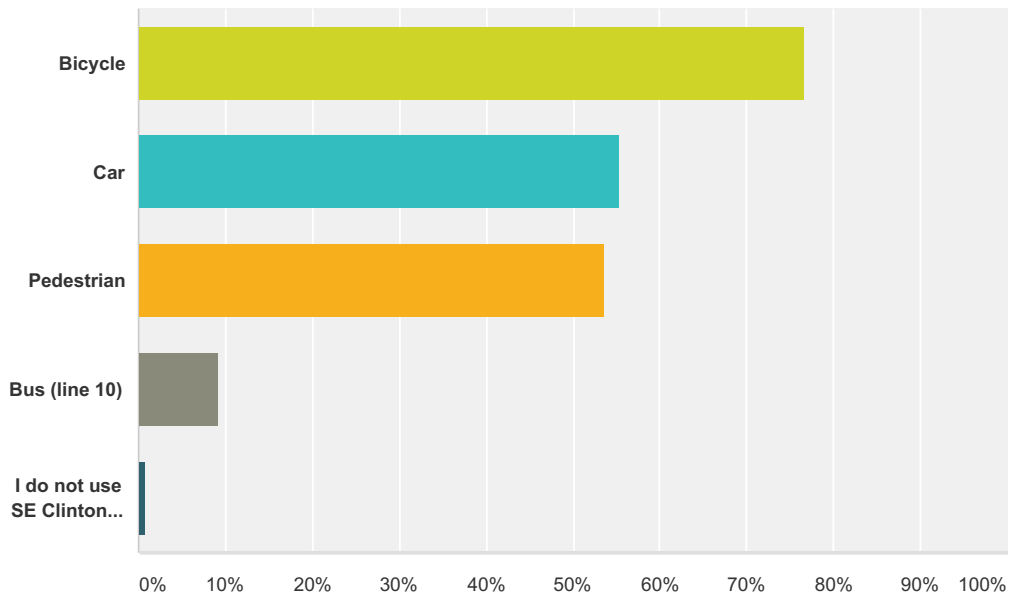


- In the City of Portland outside of any of the above neighborhoods
- Brooklyn, Creston-Kenilworth, Foster-Powell, South Tabor, Mt. Tabor, Sunnyside, or Buckman...
- Outside of the City of Portland ■ N/A
- Not on the SE Clinton Greenway, but in the Hosford-Abernethy Neighborhood (the greenway goes...
- Richmond Neighborhood (the greenway goes through my neighborhood)
- SE Clinton Street between SE 52nd & SE 12th (on the greenway)

Answer Choices	Responses
In the City of Portland outside of any of the above neighborhoods	56.64% 682
Brooklyn, Creston-Kenilworth, Foster-Powell, South Tabor, Mt. Tabor, Sunnyside, or Buckman Neighborhoods (that neighbor the greenway)	10.47% 126
Outside of the City of Portland	9.30% 112
N/A	7.23% 87
Not on the SE Clinton Greenway, but in the Hosford-Abernethy Neighborhood (the greenway goes through the neighborhood)	6.31% 76
Richmond Neighborhood (the greenway goes through my neighborhood)	5.23% 63
SE Clinton Street between SE 52nd & SE 12th (on the greenway)	4.82% 58
Total	1,204

**Q3 How do you use SE Clinton Street?
Please select all that apply.**

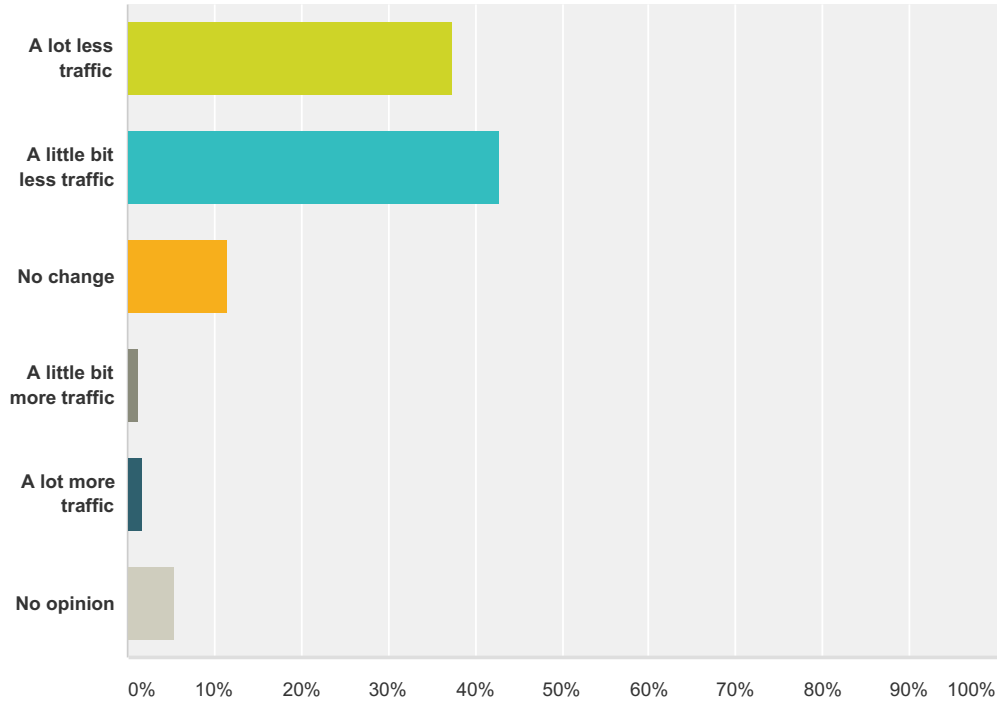
Answered: 1,207 Skipped: 10



Answer Choices	Responses
Bicycle	76.64% 925
Car	55.26% 667
Pedestrian	53.60% 647
Bus (line 10)	9.20% 111
I do not use SE Clinton Street	0.91% 11
Total Respondents: 1,207	

Q4 How much automobile traffic have you noticed on the SE Clinton Street Greenway after the test traffic calming devices were put in place?

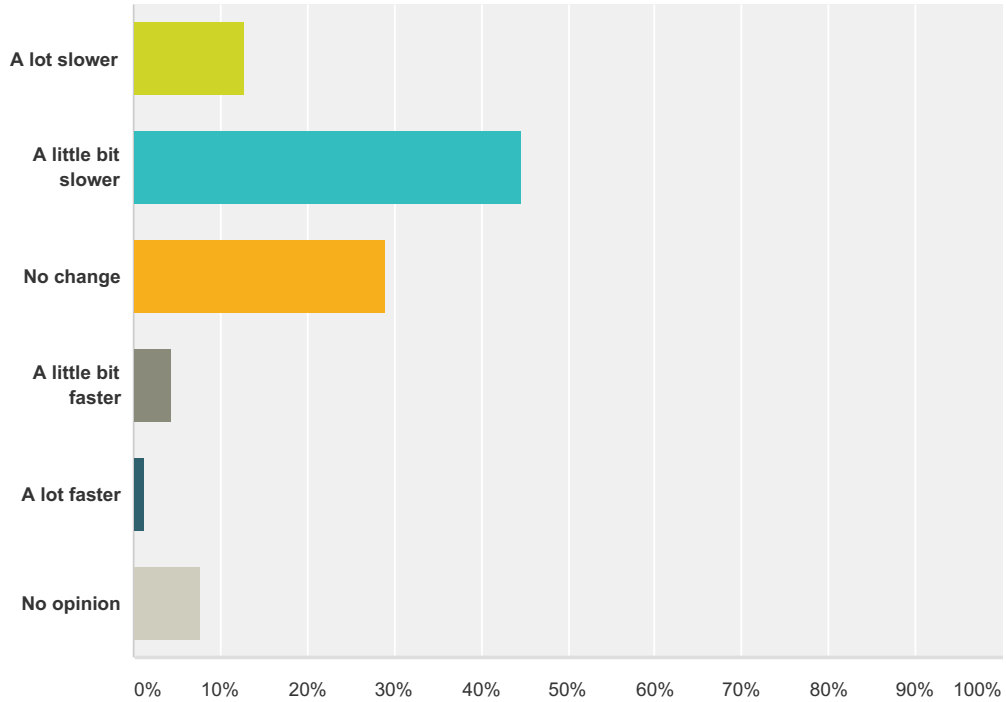
Answered: 1,142 Skipped: 75



Answer Choices	Responses	Count
A lot less traffic	37.30%	426
A little bit less traffic	42.73%	488
No change	11.47%	131
A little bit more traffic	1.23%	14
A lot more traffic	1.75%	20
No opinion	5.52%	63
Total		1,142

Q5 How have the automobile speeds felt on the SE Clinton Street Greenway after the test traffic calming devices were put in place?

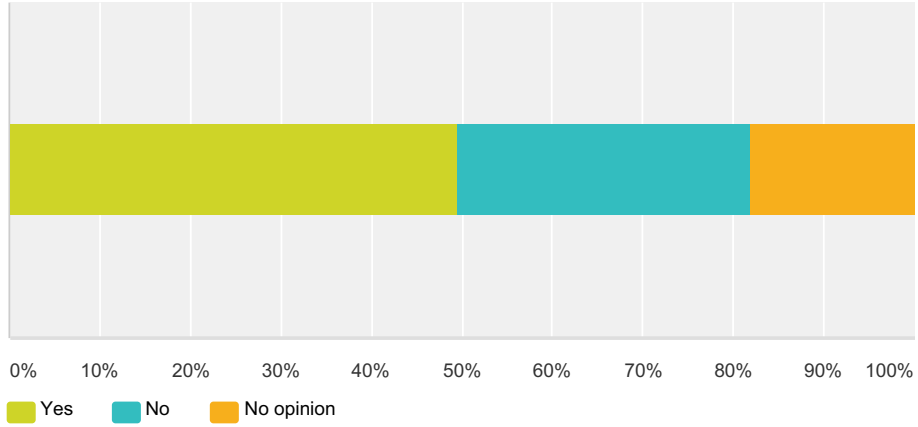
Answered: 1,140 Skipped: 77



Answer Choices	Responses	Count
A lot slower	12.72%	145
A little bit slower	44.74%	510
No change	29.12%	332
A little bit faster	4.39%	50
A lot faster	1.23%	14
No opinion	7.81%	89
Total		1,140

Q6 Have you noticed impacts from the test traffic calming devices on any other streets besides SE Clinton?

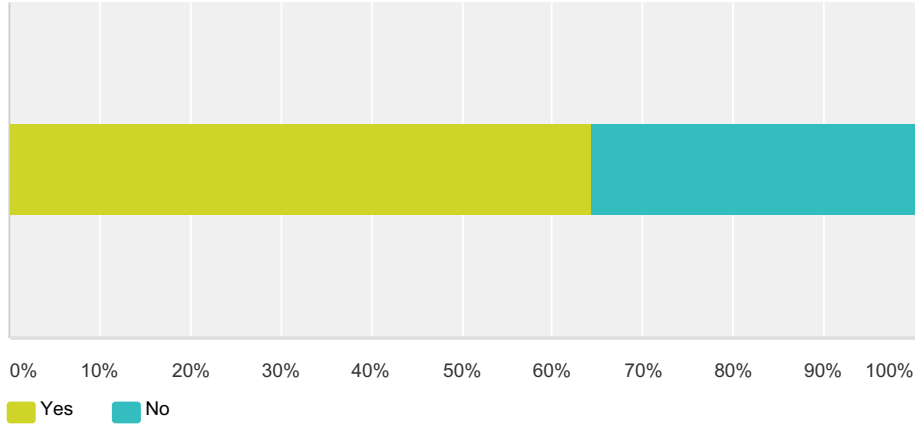
Answered: 1,151 Skipped: 66



Answer Choices	Responses
Yes	49.52% 570
No	32.41% 373
No opinion	18.07% 208
Total	1,151

Q7 Have you noticed automobile speed and/or volume impacts on SE Woodward St.?

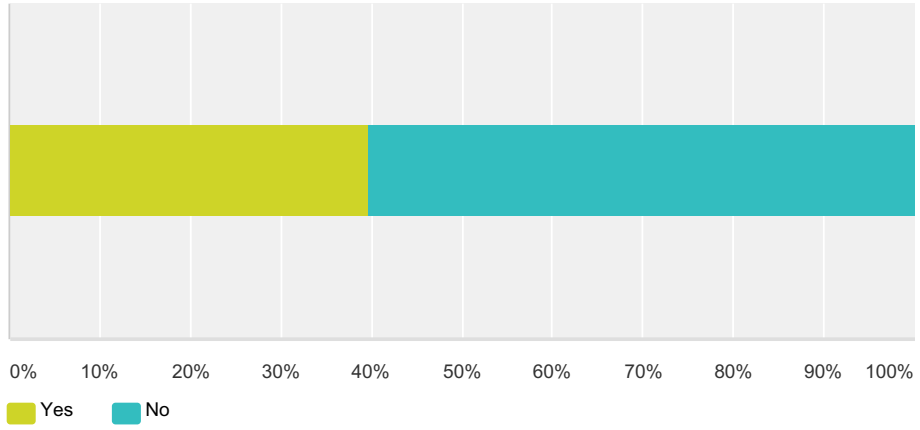
Answered: 563 Skipped: 654



Answer Choices	Responses
Yes	64.30% 362
No	35.70% 201
Total	563

Q8 Have you noticed automobile speed and/or volume impacts on SE Taggart St.?

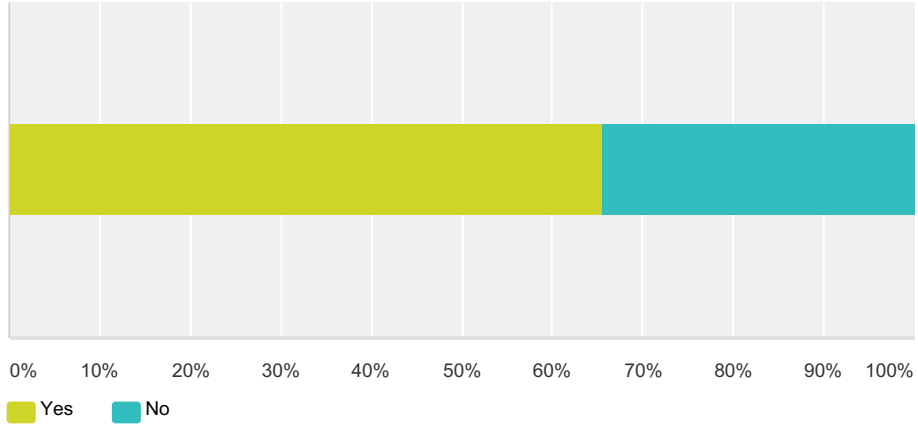
Answered: 543 Skipped: 674



Answer Choices	Responses
Yes	39.59% 215
No	60.41% 328
Total	543

Q9 Have you noticed automobile speed and/or volume impacts on another street besides Woodward or Taggart?

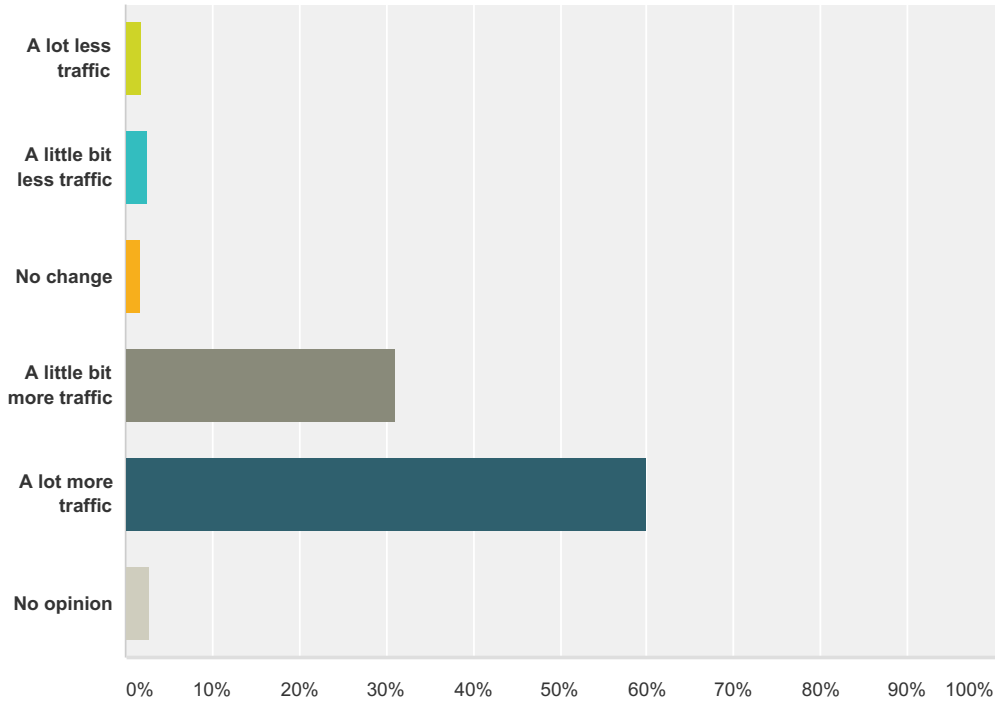
Answered: 552 Skipped: 665



Answer Choices	Responses
Yes	65.58% 362
No	34.42% 190
Total	552

Q10 How much automobile traffic have you noticed on SE Woodward St. after the test traffic calming devices were put in place?

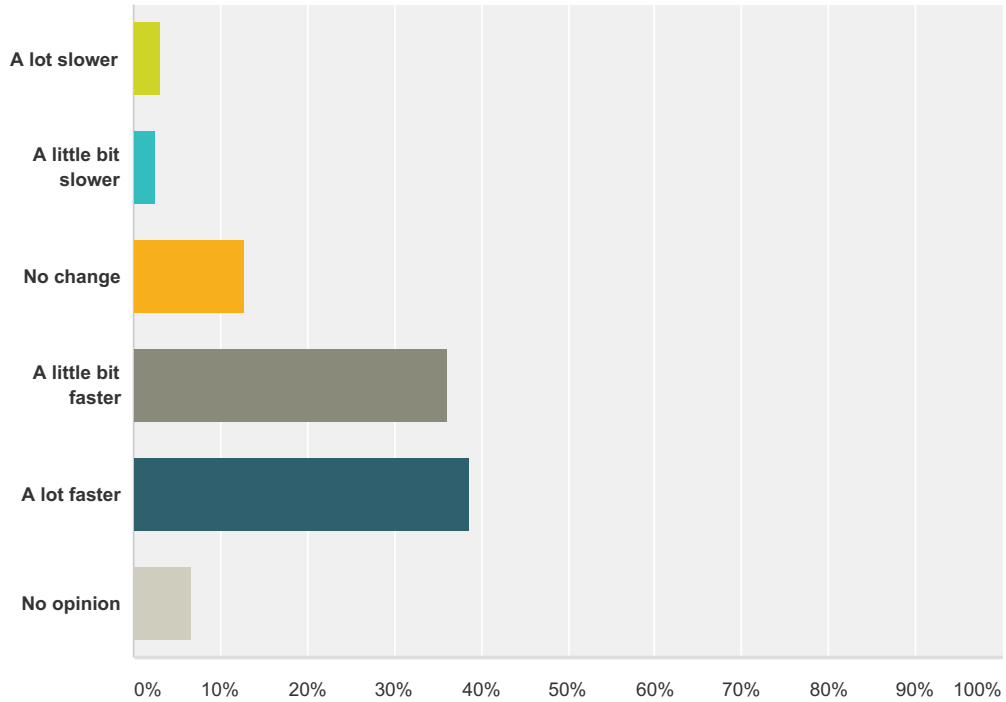
Answered: 360 Skipped: 857



Answer Choices	Responses
A lot less traffic	1.94% 7
A little bit less traffic	2.50% 9
No change	1.67% 6
A little bit more traffic	31.11% 112
A lot more traffic	60.00% 216
No opinion	2.78% 10
Total	360

Q11 How have the automobile speeds felt on the SE Woodward St. after the test traffic calming devices were put in place?

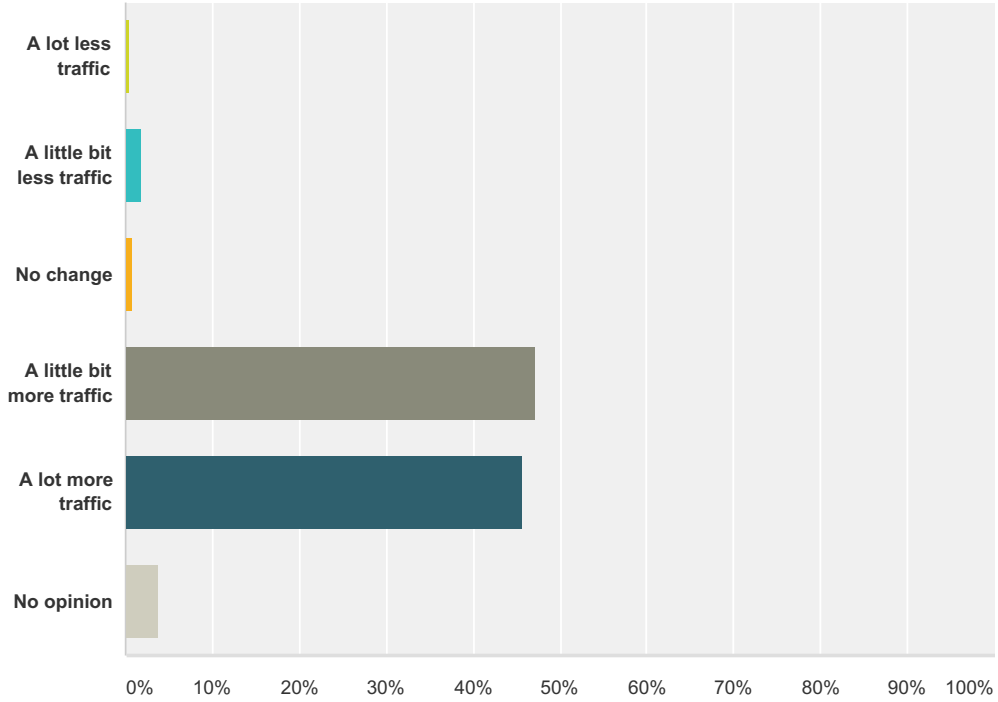
Answered: 359 Skipped: 858



Answer Choices	Responses
A lot slower	3.06% 11
A little bit slower	2.51% 9
No change	12.81% 46
A little bit faster	36.21% 130
A lot faster	38.72% 139
No opinion	6.69% 24
Total	359

Q12 How much automobile traffic have you noticed on SE Taggart St. after the test traffic calming devices were put in place?

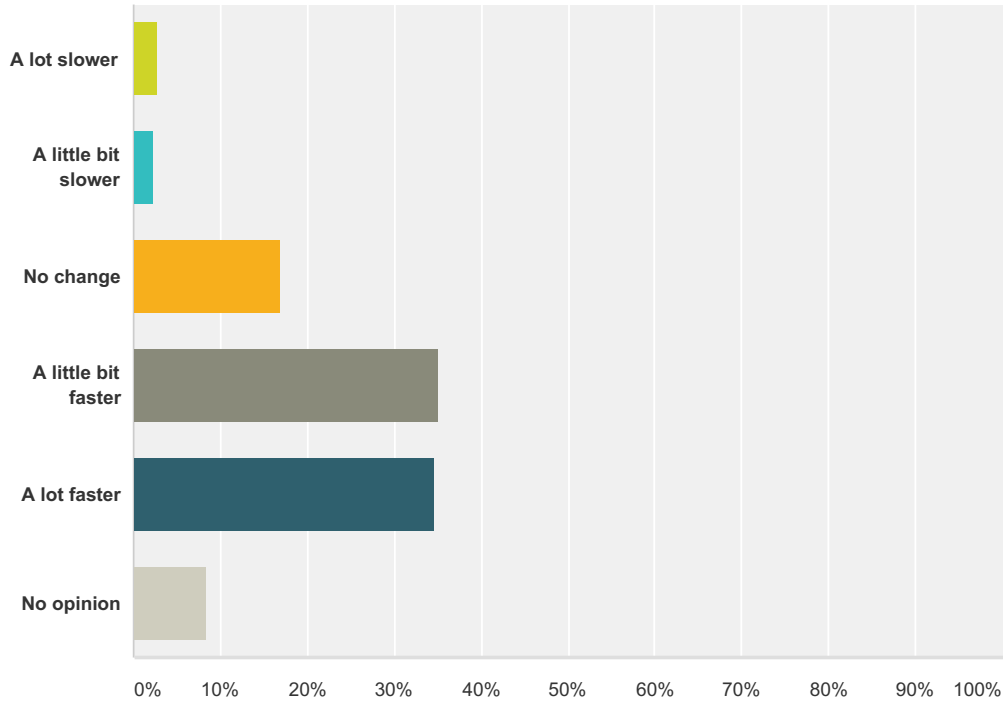
Answered: 214 Skipped: 1,003



Answer Choices	Responses
A lot less traffic	0.47% 1
A little bit less traffic	1.87% 4
No change	0.93% 2
A little bit more traffic	47.20% 101
A lot more traffic	45.79% 98
No opinion	3.74% 8
Total	214

Q13 How have the automobile speeds felt on the SE Taggart St. after the test traffic calming devices were put in place?

Answered: 214 Skipped: 1,003



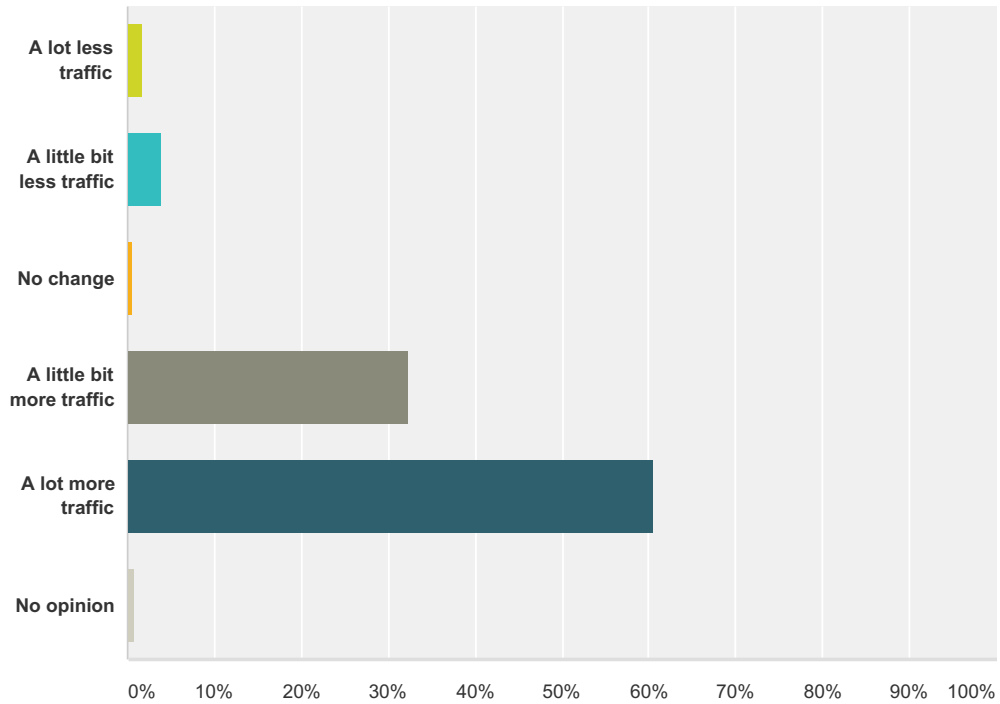
Answer Choices	Responses
A lot slower	2.80% 6
A little bit slower	2.34% 5
No change	16.82% 36
A little bit faster	35.05% 75
A lot faster	34.58% 74
No opinion	8.41% 18
Total	214

Q14 On which other street did you notice automobile speed and/or volume impacts?

Answered: 353 Skipped: 864

Q15 How much automobile traffic have you noticed on the other street you named after the test traffic calming devices were put in place?

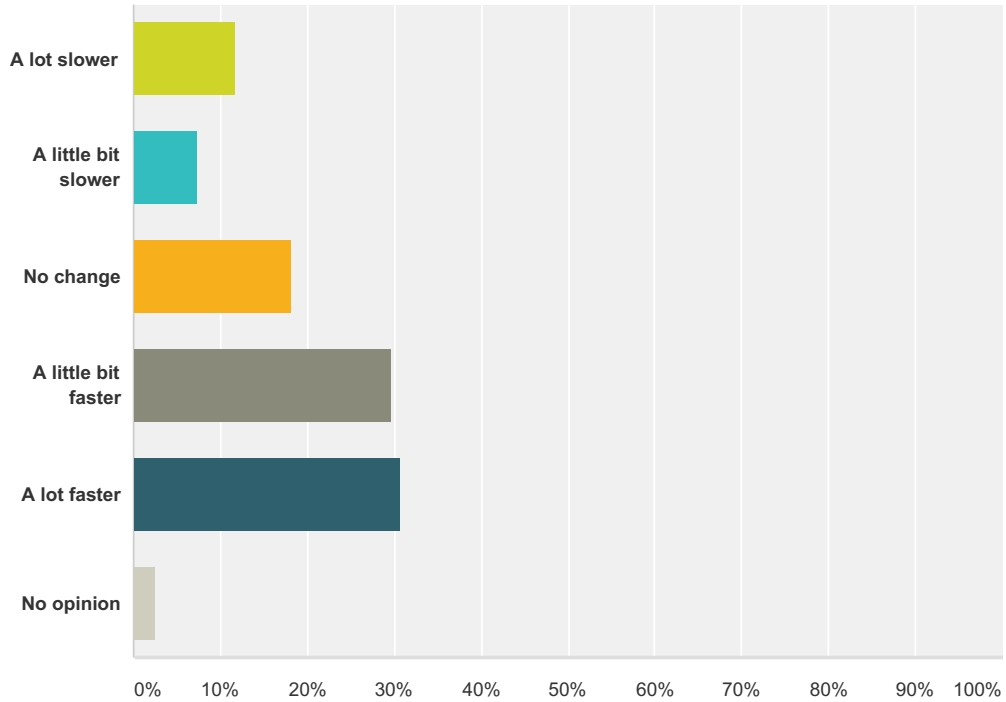
Answered: 350 Skipped: 867



Answer Choices	Responses
A lot less traffic	1.71% 6
A little bit less traffic	4.00% 14
No change	0.57% 2
A little bit more traffic	32.29% 113
A lot more traffic	60.57% 212
No opinion	0.86% 3
Total	350

Q16 How have the automobile speeds felt on the other street you named after the test traffic calming devices were put in place?

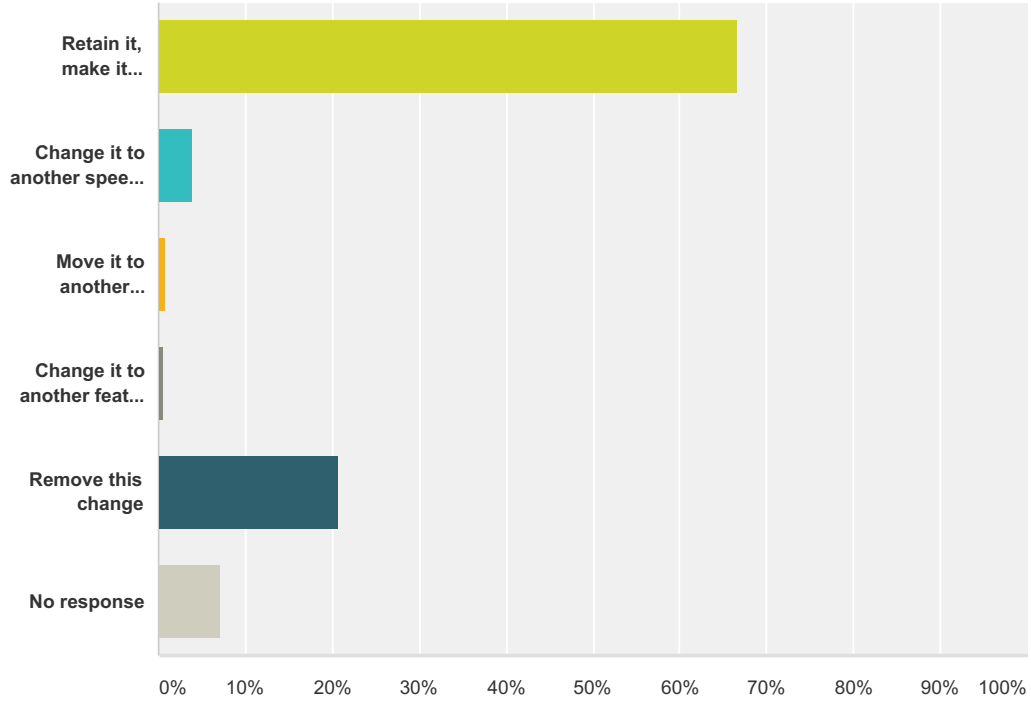
Answered: 352 Skipped: 865



Answer Choices	Responses
A lot slower	11.65% 41
A little bit slower	7.39% 26
No change	18.18% 64
A little bit faster	29.55% 104
A lot faster	30.68% 108
No opinion	2.56% 9
Total	352

Q17 What would you like to see happen with the median traffic diverter installed at SE 17th Ave. & SE Clinton St.?

Answered: 1,108 Skipped: 109



Answer Choices	Responses
Retain it, make it permanent	66.61% 738
Change it to another speed/ volume control feature	3.97% 44
Move it to another location	0.90% 10
Change it to another feature and move it to another location	0.63% 7
Remove this change	20.76% 230
No response	7.13% 79
Total	1,108

Q18 What speed and/or volume control feature would you prefer at SE 17th Ave. instead of the median traffic diverter and why?

Answered: 41 Skipped: 1,176

**Q19 Where do you suggest moving
the median traffic diverter and why?**

Answered: 7 Skipped: 1,210

**Q20 Where do you suggest moving
the median traffic diverter and why?**

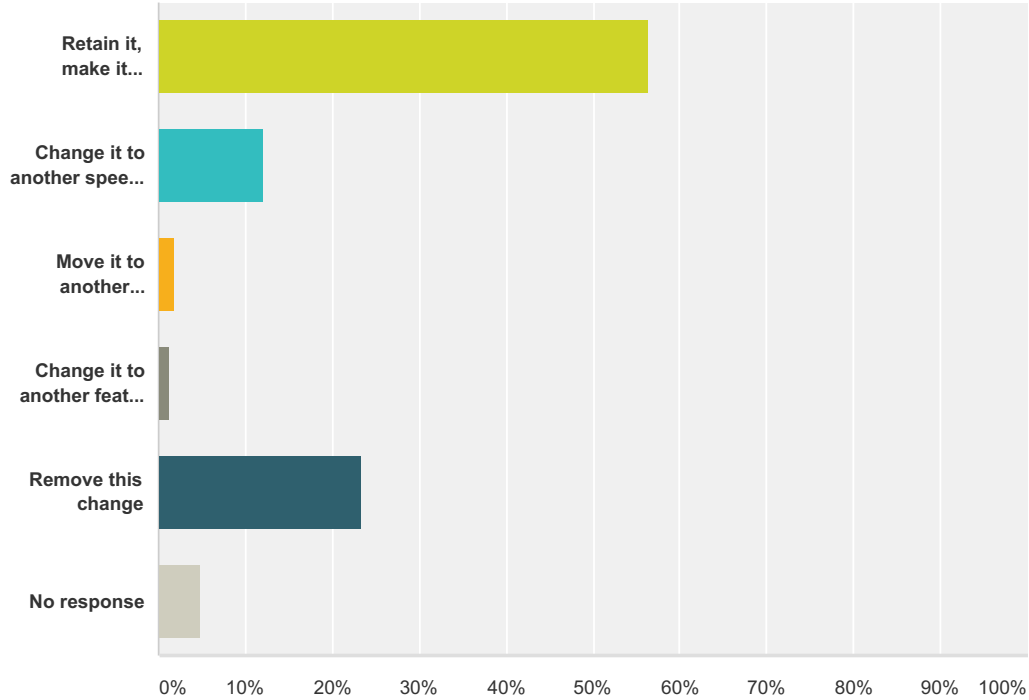
Answered: 5 Skipped: 1,212

Q21 What speed and/or volume control feature would you prefer at SE 17th Ave. instead of the median traffic diverter and why?

Answered: 6 Skipped: 1,211

Q22 What would you like to see happen with the semi-diverter installed at SE 32nd Ave. & SE Clinton St.?

Answered: 1,107 Skipped: 110



Answer Choices	Responses
Retain it, make it permanent (it would be rebuilt as a traffic island)	56.37% 624
Change it to another speed/ volume control feature	12.10% 134
Move it to another location	1.90% 21
Change it to another feature and move it to another location	1.36% 15
Remove this change	23.40% 259
No response	4.88% 54
Total	1,107

Q23 What speed and/or volume control feature would you prefer at SE 32nd Ave. instead of the semi-diverter and why?

Answered: 129 Skipped: 1,088

**Q24 Where do you suggest moving
the semi-diverter and why?**

Answered: 19 Skipped: 1,198

**Q25 Where do you suggest moving
the semi-diverter and why?**

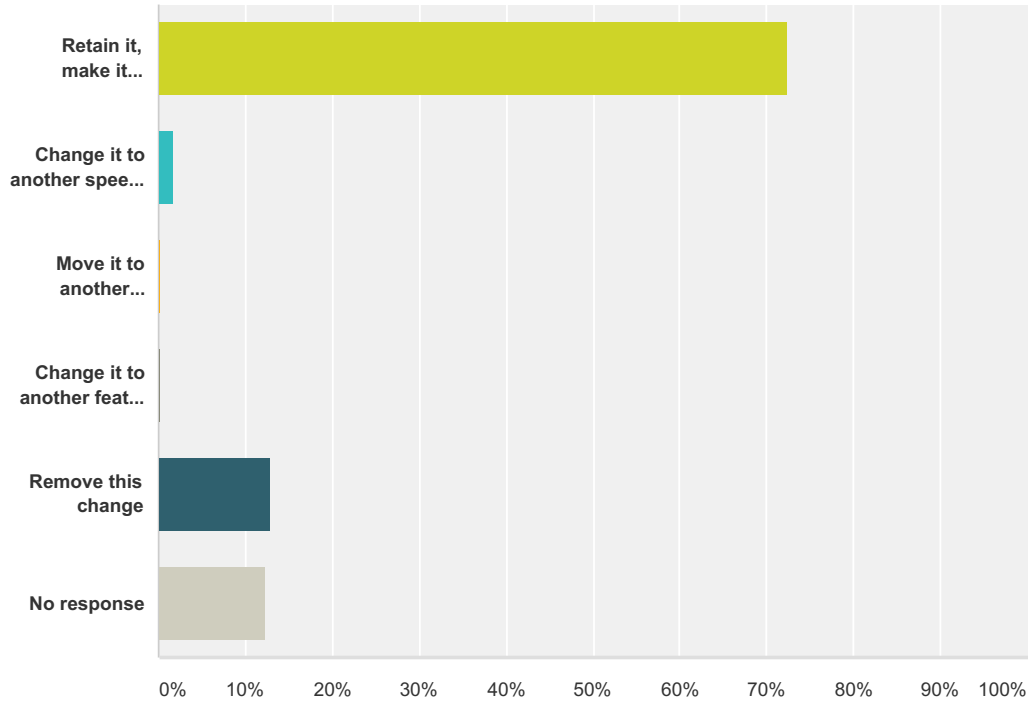
Answered: 15 Skipped: 1,202

Q26 What speed and/or volume control feature would you prefer at SE 32nd Ave. instead of the semi-diverter and why?

Answered: 14 Skipped: 1,203

Q27 What would you like to see happen with the one-way northbound installment at SE 34th Ave. & SE Clinton St.?

Answered: 1,104 Skipped: 113



Answer Choices	Responses	
Retain it, make it permanent	72.46%	800
Change it to another speed/ volume control feature	1.72%	19
Move it to another location	0.27%	3
Change it to another feature and move it to another location	0.18%	2
Remove this change	13.04%	144
No response	12.32%	136
Total		1,104

Q28 What speed and/or volume control feature would you prefer at SE 34th Ave. instead of the one-way northbound installment and why?

Answered: 17 Skipped: 1,200

Q29 Where do you suggest moving the one-way and why?

Answered: 2 Skipped: 1,215

Q30 Where do you suggest moving the one-way installment and why?

Answered: 1 Skipped: 1,216

Q31 What speed and/or volume control feature would you prefer at SE 34th Ave. instead of the one-way and why?

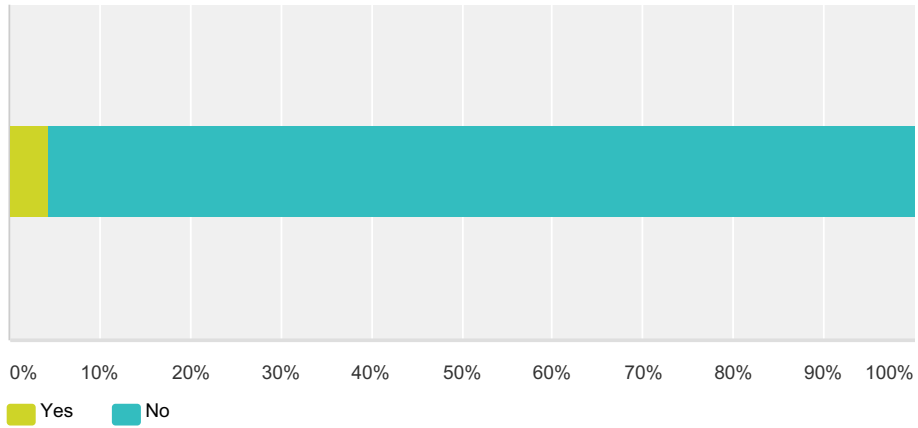
Answered: 1 Skipped: 1,216

**Q32 Please share any additional comments
to help our evaluation.**

Answered: 665 Skipped: 552

Q33 Do you have a disability?

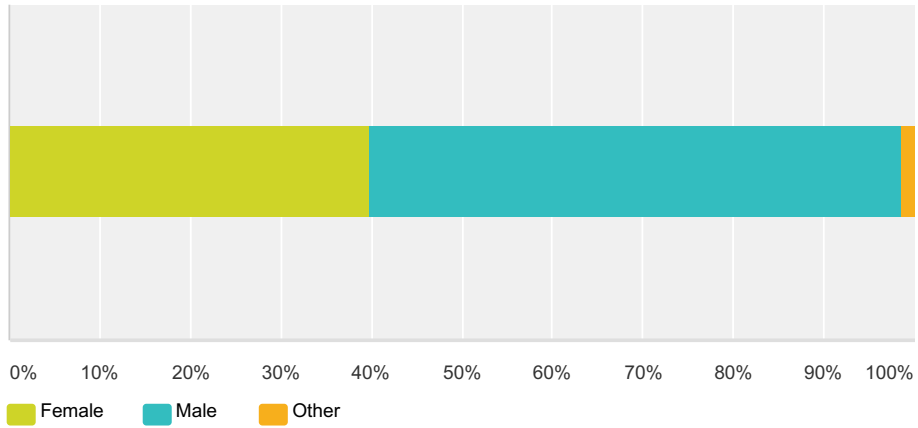
Answered: 1,077 Skipped: 140



Answer Choices	Responses
Yes	4.46% 48
No	95.54% 1,029
Total	1,077

Q34 What gender do you identify with?

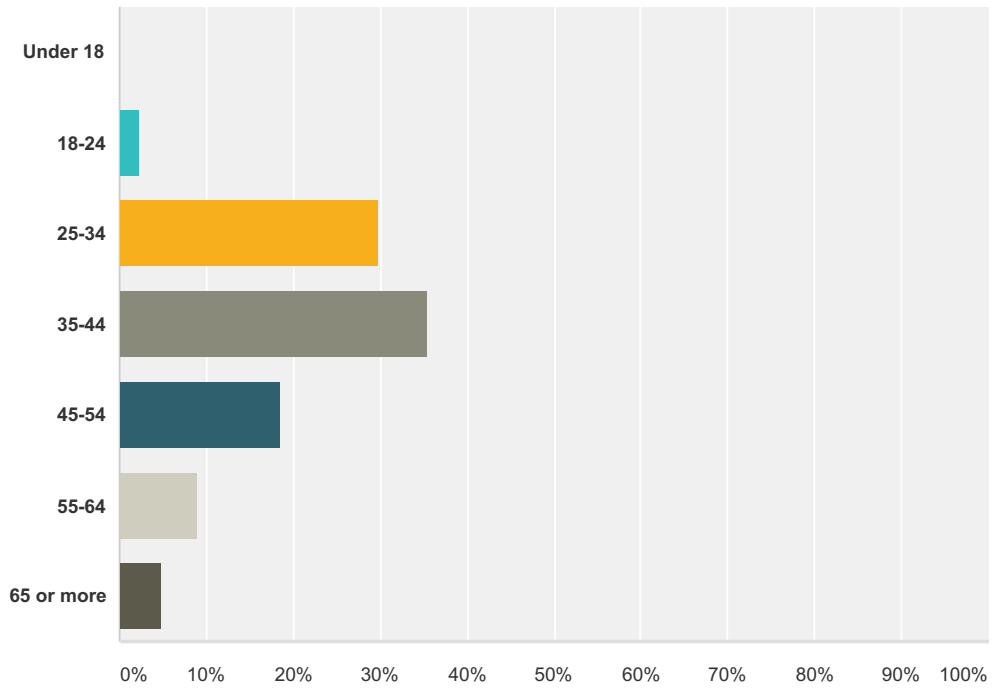
Answered: 1,074 Skipped: 143



Answer Choices	Responses
Female	39.85% 428
Male	58.66% 630
Other	1.49% 16
Total	1,074

Q35 What is your age?

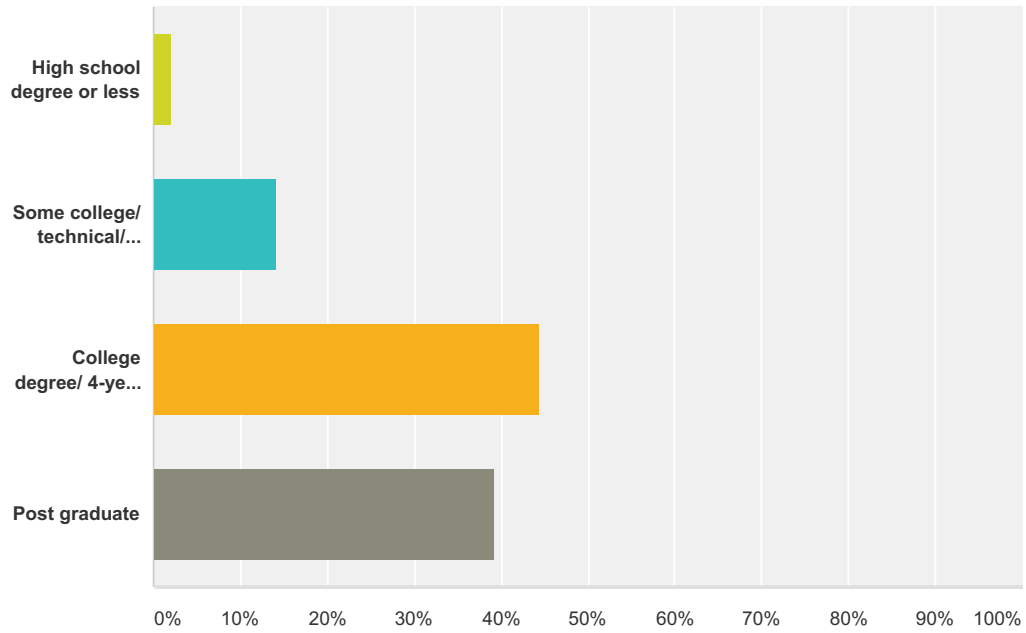
Answered: 1,075 Skipped: 142



Answer Choices	Responses
Under 18	0.09% 1
18-24	2.23% 24
25-34	29.95% 322
35-44	35.44% 381
45-54	18.51% 199
55-64	8.93% 96
65 or more	4.84% 52
Total	1,075

Q36 What is you highest level of education?

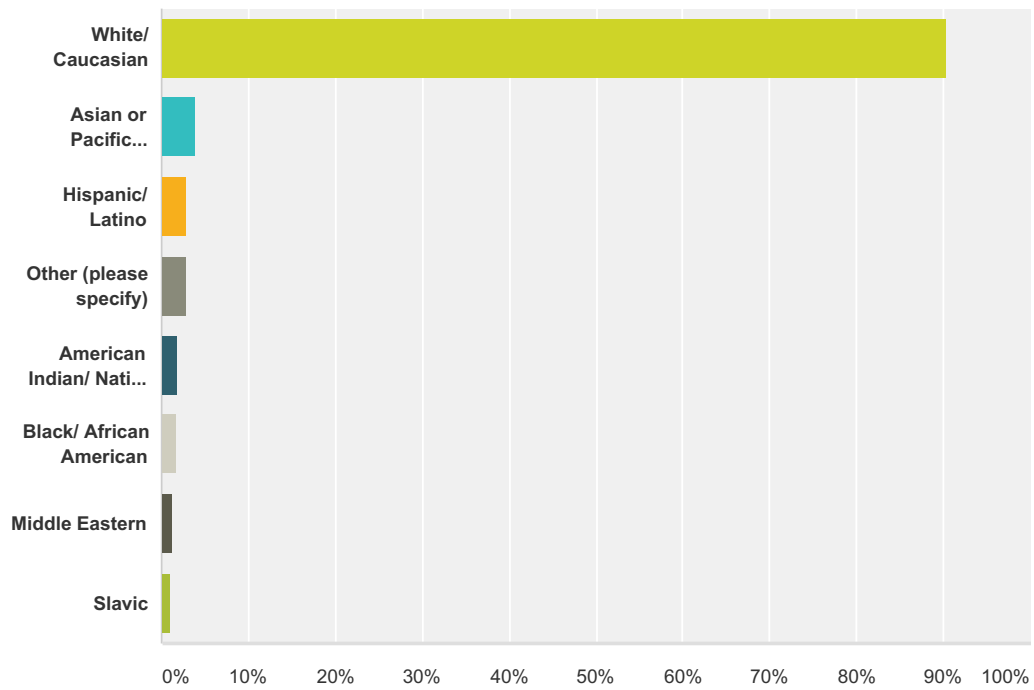
Answered: 1,076 Skipped: 141



Answer Choices	Responses
High school degree or less	2.04% 22
Some college/ technical/ community college/ 2-year degree	14.13% 152
College degree/ 4-year degree	44.52% 479
Post graduate	39.31% 423
Total	1,076

Q37 What is your race or ethnicity? Please select all that apply.

Answered: 1,014 Skipped: 203



Answer Choices	Responses
White/ Caucasian	90.34% 916
Asian or Pacific Islander	3.94% 40
Hispanic/ Latino	2.86% 29
Other (please specify)	2.86% 29
American Indian/ Native American/ Alaskan Native	1.97% 20
Black/ African American	1.58% 16
Middle Eastern	1.28% 13
Slavic	1.08% 11
Total Respondents: 1,014	

Q38 The results will be available on the project website in July, 2016. If you would like to receive the results by email, including periodic project updates, please enter your email address below. PBOT will not use your email for other purposes and you may unsubscribe at any time by clicking a link directly in the email or by contacting the Project Manager.

Answered: 298 Skipped: 919