




**NOTES:**

- For use on low volume residential street.
- Contractor shall have a copy of the traffic control plans on site at all times.
- Provide and maintain access at all times for residents and businesses.
- All sign spacing to be 100 feet (maximum).
- Cone off work zone with 28-inch tall cones (minimum) or tubular markers with 20 foot spacing (maximum) on taper or 10 foot spacing (maximum) on corner radius.
- Remove on-street parking, as necessary, to maintain a 10 foot lane width for each traffic lane within 50 feet of work zone.
- Close crosswalk, as needed, with Type II barricade and Crosswalk Closed signage.
- Sign placement shall not restrict safe pedestrian and bicycle access.
- All TCP plans and signage requirements shall conform to current MUTCD.

**LEGEND:**

- Traffic Cone
-  Work Zone
- S/W Sidewalk

The selection and use of this Standard Drawing, while designed in accordance with generally accepted engineering principles and practices, is the sole responsibility of the user.


**BUREAU OF TRANSPORTATION  
CITY OF PORTLAND, OREGON**  
  
 City Engineer

Standard Drawing Title

**TRAFFIC CONTROL PLAN  
MID-BLOCK MANHOLE ACCESS**

Note:  
All material and workmanship shall be in accordance with the City of Portland Standard Construction Specifications.

Effective Date: 03-17-15

Calc. Book No.:

Baseline Report Date:

Standard Drawing No.

**P-462**