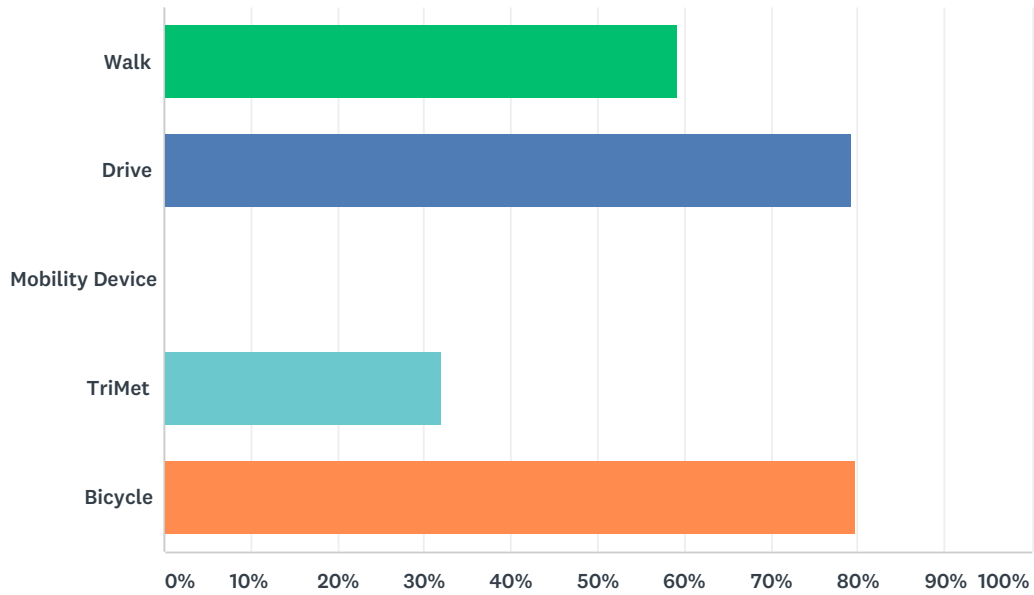


Q1 How do you travel on N Rosa Parks (please check all that apply)?

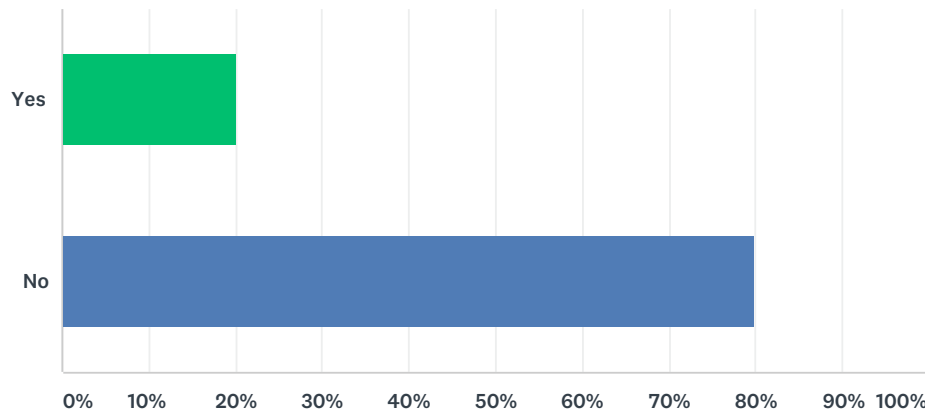
Answered: 557 Skipped: 1



ANSWER CHOICES	RESPONSES	
Walk	59.25%	330
Drive	79.35%	442
Mobility Device	0.00%	0
TriMet	31.96%	178
Bicycle	79.71%	444
Total Respondents: 557		

Q2 Do you live, work, or own property on N Rosa Parks from N Willamette to NE MLK Jr. Blvd?

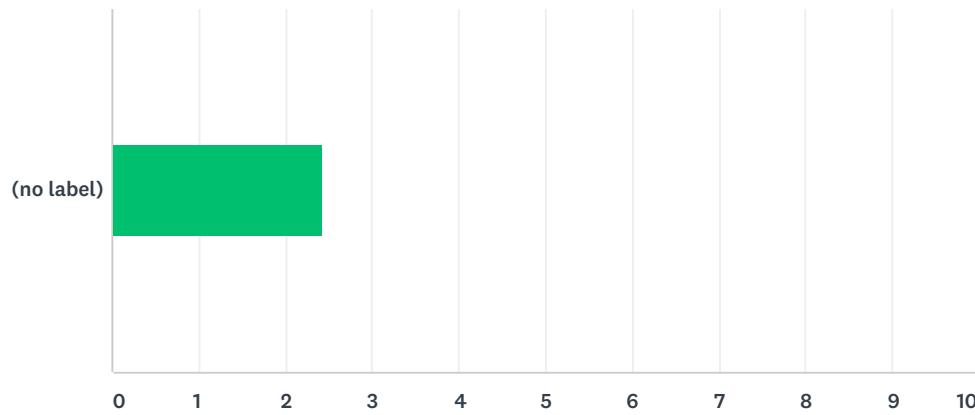
Answered: 554 Skipped: 4



ANSWER CHOICES	RESPONSES	
Yes	20.04%	111
No	79.96%	443
TOTAL		554

Q3 Please let us know how safe you feel when traveling on or across N/NE Rosa Parks Way.

Answered: 556 Skipped: 2



	VERY UNSAFE	UNSAFE	SAFE	VERY SAFE	TOTAL	WEIGHTED AVERAGE
(no label)	10.79% 60	48.56% 270	28.06% 156	12.59% 70	556	2.42

Q4 Please provide comments about your experiences traveling along or crossing N/NE Rosa Parks Way.

Answered: 428 Skipped: 130

Q5 Please let us know where specifically you have difficulty accessing transit or walking or bicycling across N/NE Rosa Parks Way.

Answered: 333 Skipped: 225

ANSWER CHOICES	RESPONSES	
Location:	99.70%	332
Location:	62.76%	209
Location:	33.63%	112
Location:	12.61%	42

Q6 Do you have anything else to add about difficult crossings?

Answered: 202 Skipped: 356

Q7 Please let us know any specific locations on N/NE Rosa Parks Way where on-street automobile parking is important for the community:

Answered: 202 Skipped: 356

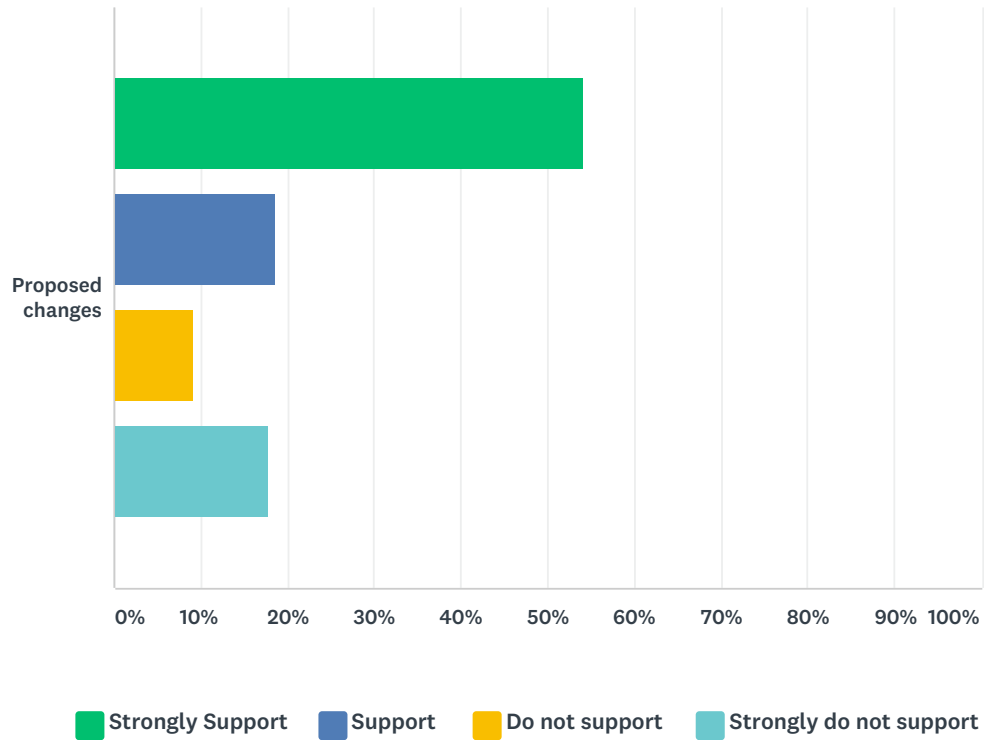
ANSWER CHOICES	RESPONSES	
Location:	100.00%	202
Location:	35.15%	71
Location:	16.83%	34
Location:	8.42%	17

Q8 Do you have anything else to add about parking on N/NE Rosa Parks?

Answered: 255 Skipped: 303

Q9 Please let us know your level of support for the proposed changes.

Answered: 527 Skipped: 31



	STRONGLY SUPPORT	SUPPORT	DO NOT SUPPORT	STRONGLY DO NOT SUPPORT	TOTAL
Proposed changes	54.27% 286	18.60% 98	9.30% 49	17.84% 94	527

Q10 Would you like to be added to the project email list? Please provide your name and email address.

Answered: 237 Skipped: 321

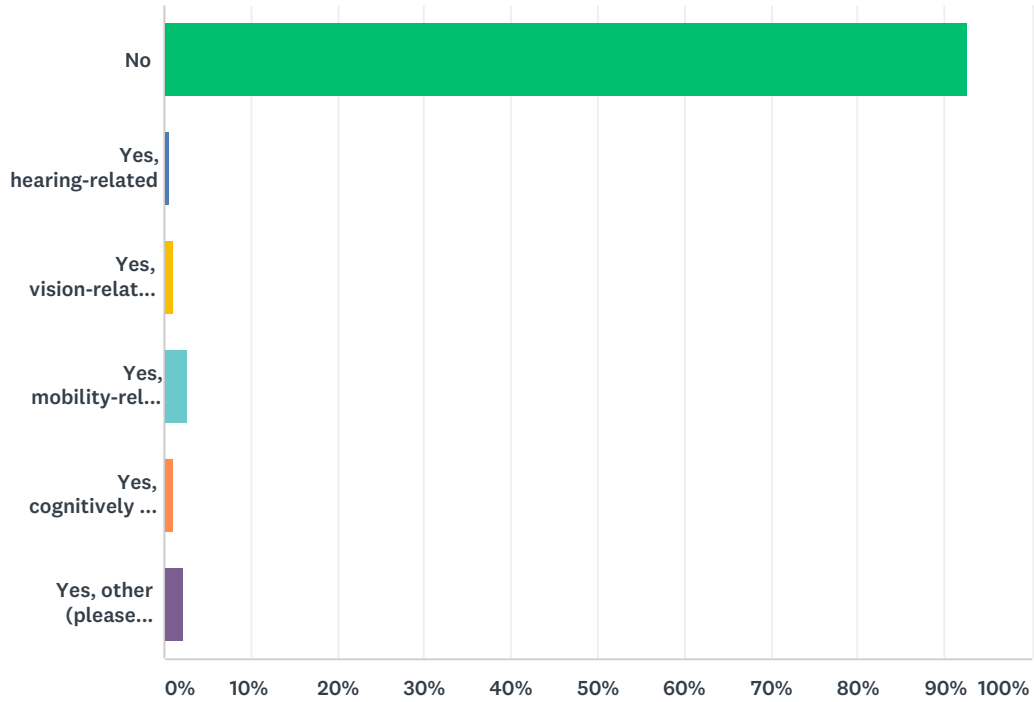
ANSWER CHOICES	RESPONSES	
Name	98.73%	234
Company	0.00%	0
Address	0.00%	0
Address 2	0.00%	0
City/Town	0.00%	0
State/Province	0.00%	0
ZIP/Postal Code	0.00%	0
Country	0.00%	0
Email Address	98.73%	234
Phone Number	0.00%	0

Q11 Please provide any additional comments.

Answered: 241 Skipped: 317

Q12 Do you have a disability?

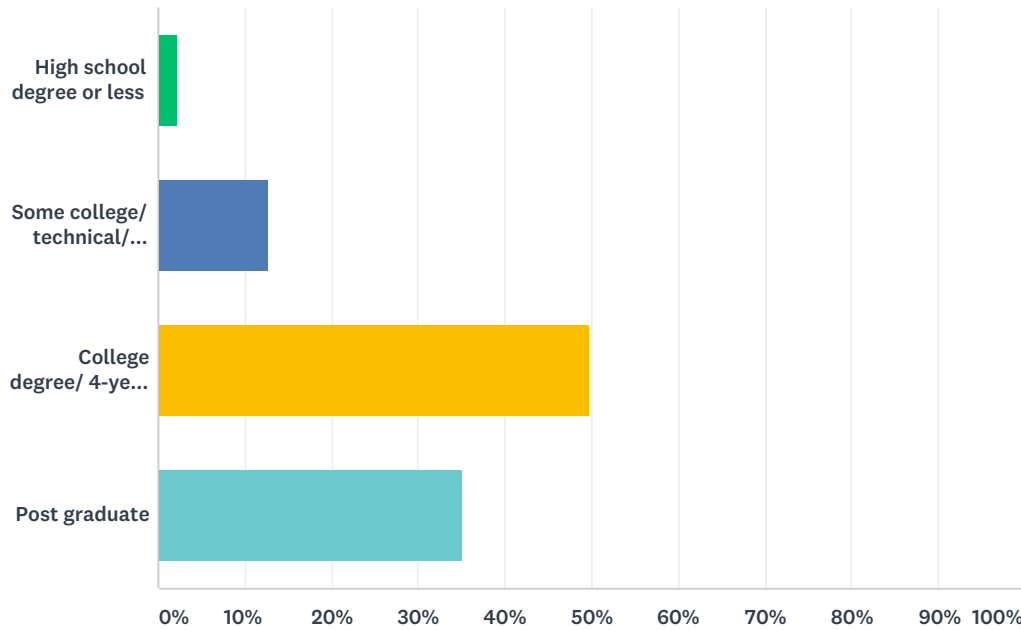
Answered: 529 Skipped: 29



ANSWER CHOICES	RESPONSES	
No	92.63%	490
Yes, hearing-related	0.57%	3
Yes, vision-related	0.95%	5
Yes, mobility-related	2.65%	14
Yes, cognitively or intellectually-related	0.95%	5
Yes, other (please specify, if possible)	2.27%	12
TOTAL		529

Q13 What is your highest level of education?

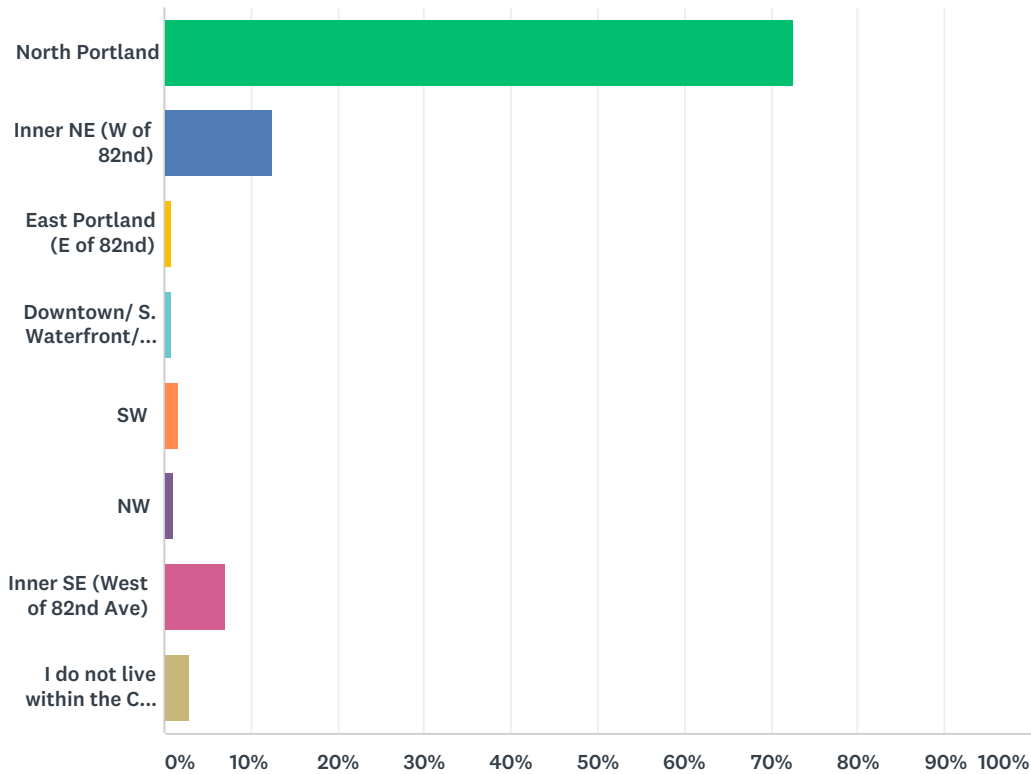
Answered: 534 Skipped: 24



ANSWER CHOICES	RESPONSES	
High school degree or less	2.25%	12
Some college/ technical/ community college/ 2-year degree	12.73%	68
College degree/ 4-year degree	49.81%	266
Post graduate	35.21%	188
TOTAL		534

Q14 In which area of the City do you live?

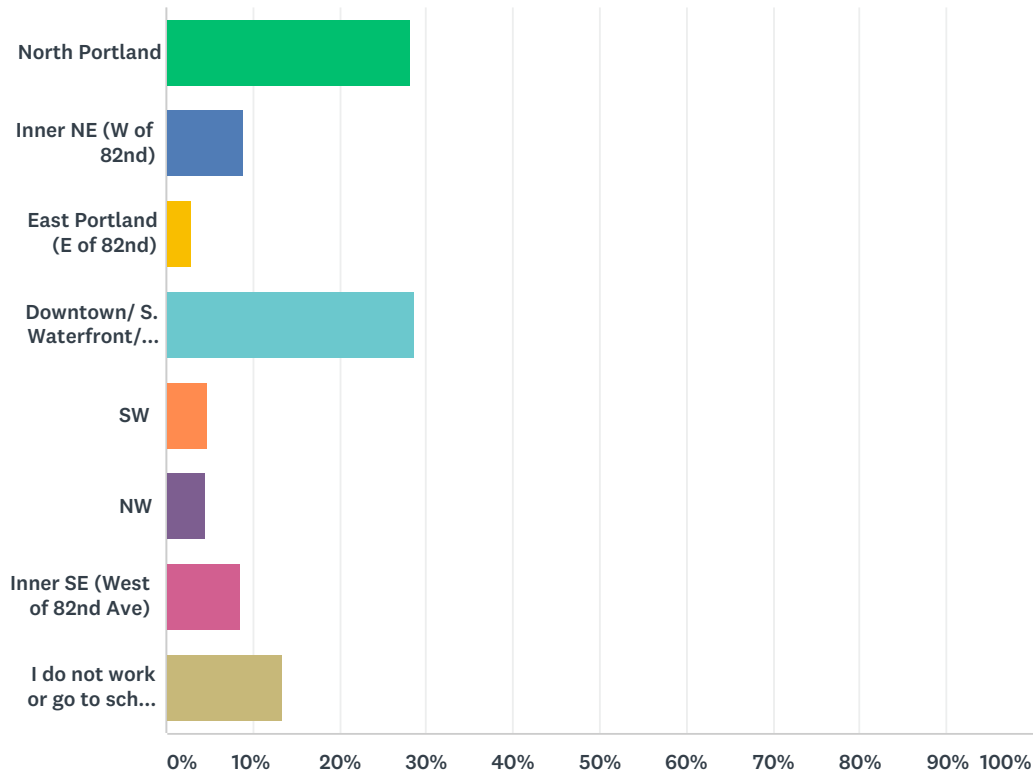
Answered: 538 Skipped: 20



ANSWER CHOICES	RESPONSES	
North Portland	72.68%	391
Inner NE (W of 82nd)	12.64%	68
East Portland (E of 82nd)	0.93%	5
Downtown/ S. Waterfront/ Pearl Dist./ PSU	0.93%	5
SW	1.67%	9
NW	1.12%	6
Inner SE (West of 82nd Ave)	7.06%	38
I do not live within the City of Portland	2.97%	16
TOTAL		538

Q15 In which area of the City do you work or go to school?

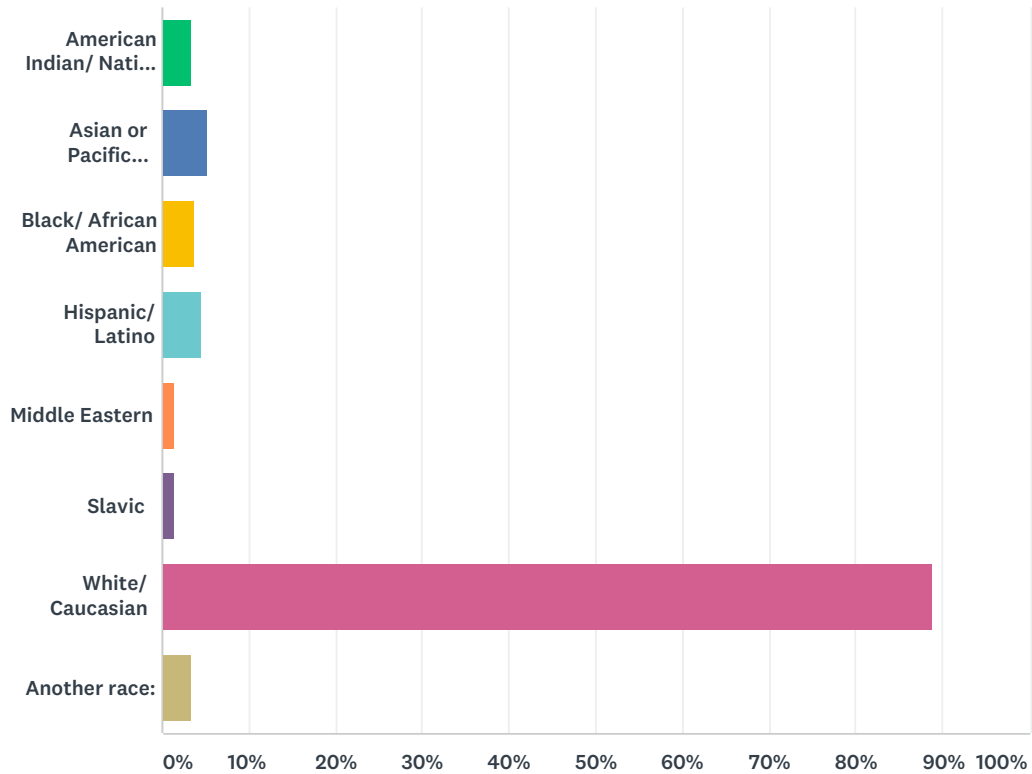
Answered: 531 Skipped: 27



ANSWER CHOICES	RESPONSES	
North Portland	28.25%	150
Inner NE (W of 82nd)	9.04%	48
East Portland (E of 82nd)	2.82%	15
Downtown/ S. Waterfront/ Pearl Dist./ PSU	28.63%	152
SW	4.71%	25
NW	4.52%	24
Inner SE (West of 82nd Ave)	8.66%	46
I do not work or go to school withing the City of Portland	13.37%	71
TOTAL		531

Q16 What is your race or ethnicity? Please select all that apply.

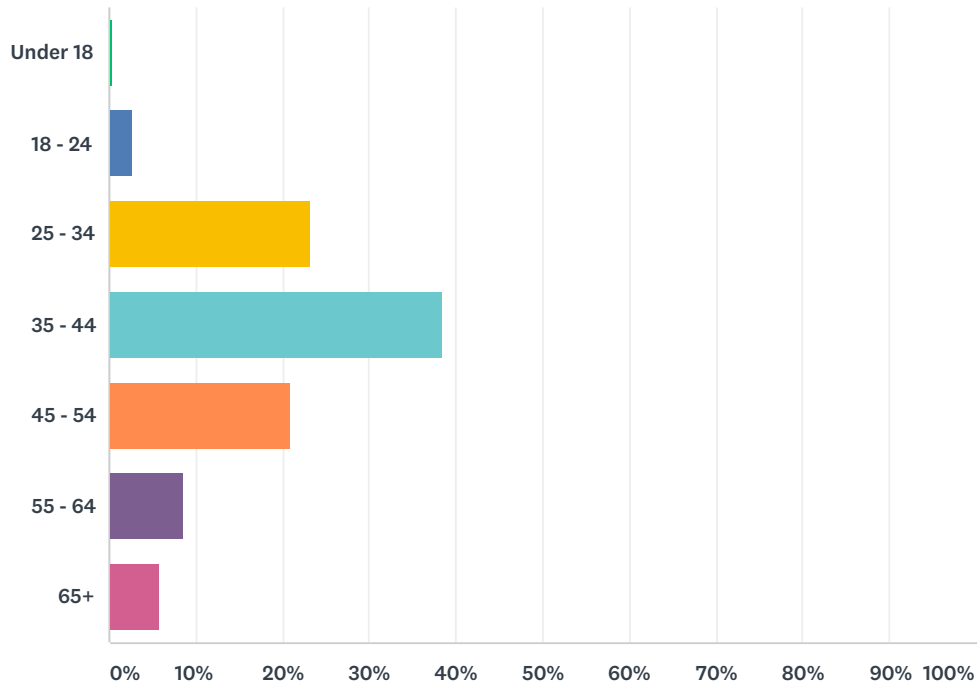
Answered: 514 Skipped: 44



ANSWER CHOICES	RESPONSES	
American Indian/ Native American/ Alaskan Native	3.31%	17
Asian or Pacific Islander	5.25%	27
Black/ African American	3.70%	19
Hispanic/ Latino	4.67%	24
Middle Eastern	1.36%	7
Slavic	1.36%	7
White/ Caucasian	88.91%	457
Another race:	3.31%	17
Total Respondents: 514		

Q17 What is your age?

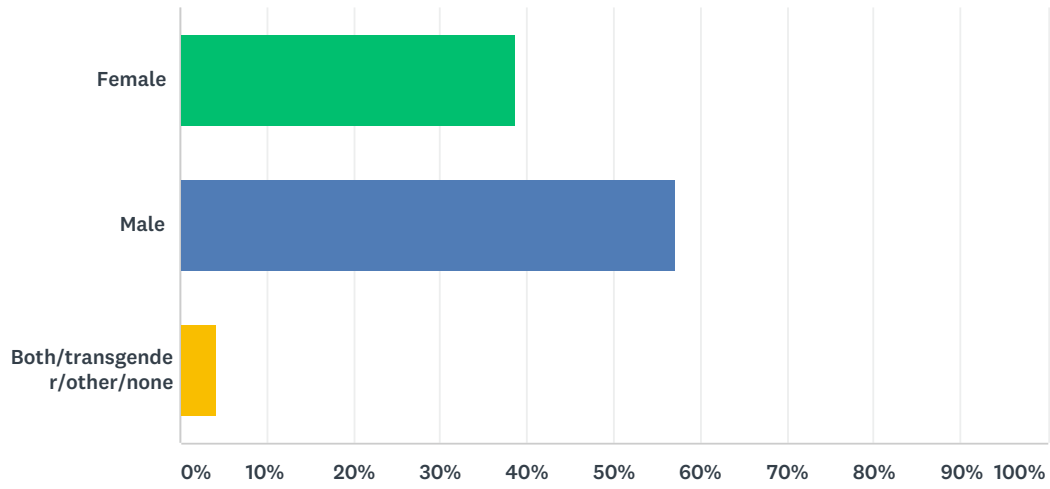
Answered: 530 Skipped: 28



ANSWER CHOICES	RESPONSES	
Under 18	0.38%	2
18 - 24	2.64%	14
25 - 34	23.21%	123
35 - 44	38.49%	204
45 - 54	20.94%	111
55 - 64	8.49%	45
65+	5.85%	31
TOTAL		530

Q18 What gender do you identify with?

Answered: 524 Skipped: 34



ANSWER CHOICES	RESPONSES	
Female	38.74%	203
Male	57.06%	299
Both/transgender/other/none	4.20%	22
TOTAL		524