

City of Portland Approved Street Tree Planting List

- 6 to 8 Foot Planting Sites
- Without High Voltage Power Lines



English Walnut
Juglans regia



PORTLAND PARKS & RECREATION

Healthy Parks, Healthy Portland

City Nature Urban Forestry

Portland Parks & Recreation

10910 N Denver Avenue, Portland, OR 97217

ph: 503-823-4489 fax: 503-823-4493

email: trees@portlandoregon.gov

- Street tree planting permits
- Pruning and removal permits
- General street tree information
- Tree cutting on private property
- Park tree care
- Emergency tree response

For more information about the approved trees and the proper way to plant and care for trees, visit the City Nature Urban Forestry web site at: www.portlandoregon.gov/parks/trees

Additional Resources

Call Before You Dig 503-246-6699
Location of underground utilities

Portland General Electric 503-736-5460
PacifiCorp 888-221-7070
Trees and power lines

Friends of Trees 503-282-8846
Community and natural area tree planting

Bureau of Development Services 503-823-7526
Trees on private property that are being removed, or on properties that are being developed

Bureau of Maintenance 503-823-1700
Sidewalk Repair 503-823-1711
Blocked traffic/street signs 503-823-7233

Printing courtesy of
Portland General Electric



PORTLAND PARKS & RECREATION

Healthy Parks, Healthy Portland



www.PortlandParks.org

Commissioner Amanda Fritz
Director Mike Abbate

Updated 12/13

Why Plant Trees?

Because they:

- Filter our water
- Clean our air
- Cool the city
- Provide wildlife habitat
- Enhance livability
- Increase property value



Help Us Make Portland Greener!

Maximize the benefits of trees by:

- Planting more trees to increase our canopy
- Increasing the diversity of trees planted
- Planting the right tree in the right place
- Planting the largest tree for the space

This approved street tree list identifies the most size-appropriate trees for your planting strip AND will improve the health of the urban forest by increasing overall diversity.

Steps for Receiving Your Street Tree Planting Permit



Request a Planting Inspection

Call City Nature
Urban Forestry 503-823-4489



Inspection

A Tree Inspector will mark the curb to indicate planting locations



Choose and Reserve a Tree

Select a tree species from the following list and reserve it at your local nursery



Request a Permit







































Call your Tree Inspector with your tree selection





























































Permit is Issued

After receiving your permit in the mail, you are ready to plant!

Approved Street Tree List For 6 to 8 Foot Planting Strips Without Overhead, High Voltage Power Lines*

Common Name (Scientific Name)	Form	Size (height by width)	Features	Description
Alder, Black (<i>Alnus glutinosa</i>)	Pyramidal	50' x 30'		Flowers in March. Catkins form in fall and remain on tree over winter.
Ash, Autumn Applause (<i>Fraxinus americana</i> 'Autumn Applause')	Round	45' x 40'		Dense form. Mahogany and purple fall color.
Ash, Autumn Purple® (<i>Fraxinus americana</i> 'Junginger')	Round	45' x 40'		Vibrant reddish-purple fall color.
Ash, Flowering (<i>Fraxinus ornus</i>)	Oval	40' x 30'	 	Fragrant white flower clusters in May. Fall color ranges from yellow to maroon to purple.
Ash, Oregon (<i>Fraxinus latifolia</i>)	Round	70' x 40'	 	Native. Golden yellow fall color.
Ash, Patmore (<i>Fraxinus pennsylvanica</i> 'Patmore')	Oval	45' x 35'		Very hardy and easy to care for. Seedless with bright yellow fall color.
Ash, Raywood (<i>Fraxinus oxycarpa</i> 'Raywood')	Round	70' x 40'		Exceptionally striking, wine-red fall foliage.
Ash, Urbanite® (<i>Fraxinus pennsylvanica</i> 'Urbanite')	Pyramidal	50' x 40'		Deep green, leathery summer foliage and bronze fall color.
Beech, Copper (<i>Fagus sylvatica</i> 'Atropurpurea')	Oval	70' x 50'	 	Purple leaves turn bronze in the fall. Very smooth, grey bark.
Beech, Rivers Purple (<i>Fagus sylvatica</i> 'Riversii')	Oval	50' x 40'	 	Beautiful purple summer foliage and interesting silver-grey bark in the fall.
Birch, Dura-Heat® River (<i>Betula nigra</i> 'BNMTF')	Pyramidal	40' x 30'		Naturally exfoliating bark adds interest year-round.
Birch, Heritage River (<i>Betula nigra</i> 'Heritage')	Pyramidal	50' x 35'		Pinkish-white or creamy exfoliating bark. Tolerates clay soils. Prefers moist soils.
Catalpa, Purple (<i>Catalpa erubescens</i> 'Purpurea')	Oval	50' x 30'		Emerging shoots are black-purple. Bell-shaped white flowers and large leaves.
Catalpa, Southern (<i>Catalpa bignonioides</i>)	Round	60' x 40'		Profuse bell-shaped flowers. Interesting long seedpods.
Chestnut, Spanish (<i>Castanea sativa</i>)	Oval	70' x 50'		Edible chestnuts ripen in October.
Coast Redwood (<i>Sequoia sempervirens</i>)	Pyramidal	100' x 40'	 	Soft, small evergreen needles. Beautiful red bark.**
Coffeetree, Kentucky (<i>Gymnocladus dioica</i>)	Oval	60' x 40'		Large, double-compound leaves give a tropical appearance during summer months.
Cryptomeria (<i>Cryptomeria japonica</i>)	Pyramidal	55' x 30'		Evergreen foliage develops distinct bronze color in winter.**
Dawn Redwood (<i>Metasequoia glyptostroboides</i>)	Pyramidal	75' x 30'		Deciduous redwood conifer. Needles turn yellow to orange in the fall.**
Dogwood, June Snow Giant (<i>Cornus controversa</i> 'June Snow')	Spreading	40' x 30'	  	Flat white clusters of flowers. Blue to black clusters of fruit. Bright orange to red fall color.
Douglas-Fir (<i>Pseudotsuga menziesii</i>)	Pyramidal	100' x 50'	 	Native. Stately evergreen with small cones.**
Dove Tree (<i>Davidia involucreta</i>)	Pyramidal	60' x 30'		Blooms resemble doves. Blooms in early spring.
Elm, Accolade™ (<i>Ulmus japonica</i> x <i>U. wilsoniana</i> 'Morton')	Vase	70' x 60'		Lovely shape with arching limbs.
Elm, Danada Charm™ (<i>Ulmus</i> 'Morton Red Tip')	Vase	60' x 50'		Leaves emerge red in spring. Outstanding gold fall color.
Elm, Frontier (<i>Ulmus carpinifolia</i> x <i>U. parvifolia</i> 'Frontier')	Pyramidal	40' x 15'		Reddish-purple fall color. Tolerant of urban conditions and soil compaction.
Elm, Patriot (<i>Ulmus</i> x 'Patriot')	Vase	50' x 40'		Narrow vase-shaped crown. Dark green foliage. Yellow fall color.
Elm, Pioneer (<i>Ulmus</i> x <i>hollandica</i> 'Pioneer')	Round	50' x 50'		Fast growing shade tree. Yellow to red fall foliage.
Elm, Prospector (<i>Ulmus wilsoniana</i> 'Prospector')	Vase	60' x 40'		Nice vase shape. Good yellow fall color.
Elm, Valley Forge (<i>Ulmus americana</i> 'Valley Forge')	Vase	60' x 50'		Classic American elm form.
Filbert, Turkish (<i>Corylus colurna</i>)	Pyramid	40' x 30'		Very tolerant of urban conditions. Virtually free of pests and disease.

Common Name (Scientific Name)	Form	Size (height by width)	Features	Description
Ginkgo, Autumn Gold® (<i>Ginkgo biloba</i> 'Autumn Gold')	Spreading	50' x 30'		Fruitless male ginkgo. Golden yellow fall color.
Ginkgo, Halka (<i>Ginkgo biloba</i> 'Halka')	Pyramidal	45' x 40'		Fruitless male ginkgo with strong form. Bright yellow fall color.
Hackberry (<i>Celtis occidentalis</i>)	Broad	45' x 35'		Yellow fall color and interesting rough, corky bark.
Honeylocust, Skyline® (<i>Gleditsia triacanthos</i> var. <i>inermis</i> 'Skycole')	Round	50' x 35'		Golden or yellow fall color. Lawns grow well beneath tree.
Horsechestnut, Fruitless (<i>Aesculus hippocastanum</i> 'Baumannii')	Oval	55' x 40'		Nice large shade tree with interesting palmate leaves and showy flowers.
Hornbeam, European (<i>Carpinus betulus</i>)	Oval	50' x 35'		Golden-yellow fall color.
Hornbeam, Pyramidal European (<i>Carpinus betulus</i> 'Fastigiata')	Oval	40' x 25'		Resistant to drought, disease, and pest problems.
Katsura (<i>Cercidiphyllum japonicum</i>)	Round	60' x 30'		Gold, orange, and red fall color. Does better with summer watering.
Larch, European (<i>Larix decidua</i>)	Pyramidal	80' x 30'		Soft green foliage turns golden yellow in fall before dropping.**
Linden, Bigleaf (<i>Tilia platyphyllos</i>)	Pyramidal	70' x 30'		Large shade tree with fragrant spring blossoms.
Linden, Glenleven (<i>Tilia cordata</i> 'Glenleven')	Pyramidal	50' x 30'		Yellow fall color. Fast growing.
Linden, Greenspire (<i>Tilia cordata</i> 'Greenspire')	Pyramidal	50' x 40'		Dense foliage casts deep shade. Prolific bloomer.
Linden, Harvest Gold® (<i>Tilia cordata</i> x <i>mongolica</i> 'Harvest Gold')	Pyramidal	40' x 30'		Deep green, glossy, heart-shaped leaves turn bright golden yellow in fall.
Linden, Redmond (<i>Tilia americana</i> 'Redmond')	Pyramid	40' x 25'		Strong pyramidal form. Heart-shaped leaves are dark green in summer and yellow in fall.
Linden, Sterling Silver (<i>Tilia tomentosa</i> 'Sterling')	Pyramidal	45' x 35'		Fast growing and tidy. Leaves are resistant to Japanese beetle.
London Planetree, Bloodgood (<i>Platanus x acerifolia</i> 'Bloodgood')	Pyramidal	50' x 40'		Resistant to anthracnose. Naturally peeling bark reveals shades of cream, brown, and grey.
London Planetree, Columbia (<i>Platanus x acerifolia</i> 'Columbia')	Pyramidal	60' x 35'		Resistant to anthracnose. Ornamental bark adds winter interest.
Madrone, Pacific (<i>Arbutus menziesii</i>)	Pyramidal	40' x 35'	  	Native broadleaved evergreen. Bright orange bark peels away to reveal bright green bark underneath.
Monkey Puzzle (<i>Araucaria araucana</i>)	Pyramidal	65' x 25'		Dark green leaves grow in striking green whorls.**
Myrtle, Oregon (<i>Umbellularia californica</i>)	Round	40' x 40'	 	Broadleaf evergreen with bay-like scent.
Oak, Bamboo-Leaf (<i>Quercus myrsinifolia</i>)	Round	40' x 30'	 	Evergreen, fast grower, attractive year round. Very cold hardy.
Oak, Blue (<i>Quercus douglasii</i>)	Round	45' x 30'		Short tree with an open canopy. Drought tolerant.
Oak, Bur (<i>Quercus macrocarpa</i>)	Oval	55' x 45'		Large tree with beautiful dark green foliage.
Oak, Canyon Live (<i>Quercus chrysolepis</i>)	Round	50' x 30'	 	Popular food source for wildlife.
Oak, Crimson Spire™ (<i>Quercus robur</i> x <i>Q. alba</i> 'Crimschmidt')	Columnar	45' x 15'	 	Rusty red fall color. Fast-growing and hardy. Narrow form.
Oak, Forest Green® (<i>Quercus frainetto</i> 'Schmidt')	Oval	50' x 30'		Glossy deep green summer foliage and strong symmetrical shape.
Oak, Interior Live (<i>Quercus wislizeni</i>)	Round	50' x 40'	 	Evergreen. Heat and drought tolerant. Slow growing.
Oak, Oregon White (<i>Quercus garryana</i>)	Round	65' x 45'	 	Native. Wide crown with twisting branch structure.
Oak, Sawtooth (<i>Quercus acutissima</i>)	Round	40' x 40'	 	Fast growing with a spreading shape. Yellow fall color.
Oak, Scarlet (<i>Quercus coccinea</i>)	Oval	50' x 40'	 	Brilliant shades of red fall color.
Oak, Silverleaf (<i>Quercus hypoleucoides</i>)	Spreading	40' x 35'		Lance-shaped leaves are silvery white below and dark green above.
Oak, Swamp White (<i>Quercus bicolor</i>)	Round	45' x 45'	 	Deep green summer foliage and yellow fall color. Drought resistant.

Oak, Willow (<i>Quercus phellos</i>)	Oval	50' x 35'			Easily grown. Important food source for wildlife.
Pagoda Tree (<i>Styphnolobium japonica</i>)	Round	65' x 40'			Attractive compound foliage and fragrant late summer flowers.
Pine, Ponderosa (<i>Pinus ponderosa</i>)	Pyramidal	80' x 30'		 	Native. Bark turns yellowish-brown to cinnamon-red with age and forms deep plates.**
Pine, Scotch (<i>Pinus sylvestris</i>)	Pyramidal	30' x 20'			Medium-sized evergreen conifer with orange-brown peeling bark.
Redcedar, Hogan (<i>Thuja plicata</i> 'Hogan')	Columnar	100' x 20'			Excellent for wildlife.**
Redcedar, Western (<i>Thuja plicata</i>)	Pyramidal	100' x 30'		 	Native. Interesting reddish bark.**
Sassafras Tree (<i>Sassafras albidum</i>)	Pyramidal	45' x 35'			Attractive greenish-yellow flowers. Excellent purple, yellow, and red fall color.
Silverbell (<i>Halesia carolina</i>)	Round	40' x 35'			Clusters of bell-shaped white flowers. Yellow fall color.
Tupelo, Forum® (<i>Nyssa sylvatica</i> 'NXSXF' PP11391)	Pyramidal	45' x 25'			Great form with strong central leader. Red fall color.
Tupelo, Wildfire Black (<i>Nyssa sylvatica</i> 'Wildfire')	Pyramidal	40' x 25'			New spring growth is deep red. Fall color is deep orange.
Walnut, English (<i>Juglans regia</i>)	Spreading	60' x 60'			Edible nuts are thin-shelled. Leaves aromatic when crushed.
Yellowwood, Perkins Pink American (<i>Cladrastis kentukea</i> 'Perkins Pink')	Round	40' x 40'			Copious pink flower clusters drip from the canopy. Yellow fall foliage.
Yellowwood (<i>Cladrastis kentukea</i>)	Round	40' x 40'			Clusters of fragrant white flowers in spring. Yellow foliage in fall.
Zelkova, Green Vase (<i>Zelkova serrata</i> 'Green Vase')	Vase	50' x 40'			Vivid orange fall color and graceful vase shape.
Zelkova, Musashino Columnar (<i>Zelkova serrata</i> 'Musashino')	Columnar	45' x 15'			Tightly columnar shape rises above traffic. Yellow to orange fall color.
Zelkova, Village Green (<i>Zelkova serrata</i> 'Village Green')	Vase	40' x 40'			Fast growing cultivar with dark red fall color.

Tree Selection Guidelines

Building setback: The crown of a tree at maturity should not be in serious conflict with the neighboring structures. Be sure to choose the tree with most appropriate form for the site.

Clearance over streets and sidewalks: As trees grow, they will need pruning to provide clearance of at least 7.5 feet over sidewalks, 11 feet over residential streets, and 14 feet over main arterial streets.







Size of tree when planted: Standard tree size is 2" caliper or larger for residential and 3.5" caliper or larger for commercial and industrial sites, or sites prone to vandalism.

When selecting a healthy tree, look for these characteristics:

- Strong, well-developed leader with good trunk taper.
- Bright, healthy bark and buds.
- Trunk and limbs free of insects or injury.
- Branches well distributed around trunk and of considerably smaller caliper than trunk.
- Ideal spacing between branches of at least 8-12" for most species.
- Wide-angle branch/trunk crotches for strength.
- Low branches are good for aiding taper development and promoting trunk caliper growth. Low branches should be pruned in stages to meet clearance requirements.
- If bareroot: abundant root growth, with numerous fibrous roots.
- If balled and burlapped: firm soil with trunk securely tied. Do not accept a tree with a broken ball.
- If containerized: inspect root mass for circling roots and break apart before planting.

From Tree City USA Bulletin #1

Features

	Fall Color		Evergreen
	Fruits/Nuts for Wildlife		Showy Flowers
	Texturized Bark		Native

* For approval of other species or varieties, contact your area Tree Inspector at Urban Forestry, 503-823-4489.

** Strong central leader. Do not plant under any overhead wires.

Tree Location Guidelines

